

English Ready

22637 VIC Course in EAL

VU23497 Give and respond to short highly familiar information

VU23499 Read and write short, highly familiar factual texts

Information and Instructions



Student _____

Teacher _____

Class _____

Date _____

This workbook is designed to be used with the support of a teacher.

Design team: Vicki Hambling, Sue Paull, Frida Dean, Janice Langley, Glenise Kleehammer and Mary Wallace

Illustrations: Madelena Scott

Acknowledgements: The design team would like to thank the AMEP service providers and practitioners who participated in the trial and gave valuable feedback. The team would also like to acknowledge the use of the EAL Framework which underpins the design of this book.

Copyright of the EAL Framework is reserved to the Crown in the right of the State of Victoria. © State of Victoria (Department of Education and Training) 2023.

This English Ready Resource is licensed under a Creative Commons Attribution-NoDerivs 3.0 Australia licence (More information is available [here](#)). You are free to use, copy and distribute to anyone in its original form as long as you attribute Department of Home Affairs as the author and you license any derivative work you make available under the same licence.

© Commonwealth of Australia 2023



With the exception of the Commonwealth Coat of Arms, the department's logo, any material protected by a trade mark and where otherwise noted all material presented in this document is provided under a Creative Commons Attribution 4.0 International (<https://creativecommons.org/licenses/by/4.0/>) licence.

The details of the relevant licence conditions are available on the Creative Commons website (accessible using the links provided) as is the full legal code for the CC BY 4.0 licence (<https://creativecommons.org/licenses/by/4.0/legalcode>).

Use of all or part of this document must include the following attribution:

© Commonwealth of Australia 2023

As far as practicable, material for which the copyright is owned by a third party will be clearly labelled. The department has made all reasonable efforts to ensure that this material has been reproduced in this document with the full consent of the copyright owners.

Copyright requests and enquiries concerning usage not addressed by the CC BY 4.0 licence should be addressed to:

comms@homeaffairs.gov.au at the Department of Home Affairs.

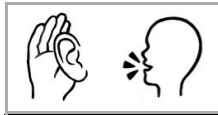
The terms of use for the Commonwealth Coat of Arms are available from the [It's an Honour](#) website.

Where a copyright owner, other than the Commonwealth, is identified with respect to this material, please contact that third party copyright owner directly to seek permission.

Table of Contents

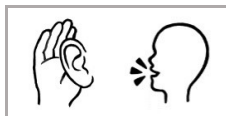
1. Instructions.....	1
2. Meet the people	2
3. Do you understand?	4
4. Introductions	5
5. The alphabet	7
6. Numbers	11
7. The days.....	13
8. The time	14
9. The months	15
10. English class.....	17
11. Get ready for class.....	19
12. How many?	23
13. Instructions in class	25
14. The community centre	29
15. Signs at the community centre	31
16. A class timetable	33
17. Talk about family and friends.	35
18. The weather	48
19. The medical centre.....	54
20. What's this?.....	59
21. Word List.....	61

1. Instructions



1.		listen	2.		say
3.		copy	4.		match
5.		read	6.		circle
7.		ask	8.		tick
9.		colour	10.		record
11.		work with a partner	12.		write
13.		point	14.		draw


2. Meet the people



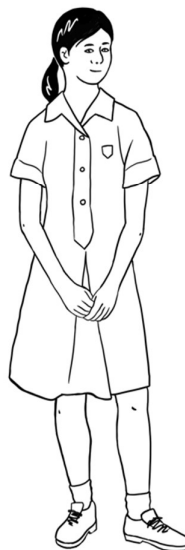
Ming's family comes from China.



This is **Ming**.



This is **Lan**.



This is **Mai**.



This is **Bao**.

Sahra's family comes from Somalia.



This is **Sahra**.



This is **Hani**.




This is **Tahil**.



This is **Abdi**.

Nisha's family comes from India.

Anika comes from Ethiopia.




This is **Nisha**. This is **Pari**. This is **Dev**.

This is **Anika**.

Carim's family comes from Syria.

Jenny is a teacher.
She is from Australia.

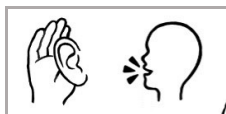


This is **Carim**. This is **Fatima**.

This is **Jenny**.



3. Do you understand?



Sorry, I **don't** understand.

Can you speak **slowly** please?

Can you say that **again** please?

Can you **help me** please?



1. Can you say that again please?

2. Can you speak _____ please?

3. Sorry, I _____ understand.

4. Can you _____ please?

help me

don't

slowly

again ✓



Do you understand?



Yes.

Nod your head.



No.

Shake your head.

4. Introductions




Hi. My name is Anika.
What's your name?

Hi. My name is Carim.

Nice to meet you.

Nice to meet you too.



You

Hi. My name is _____.
your name
What's your name?

Hi. My name is _____.
your partner's name
What's your name?

Nice to meet you.

Nice to meet you too.



Your partner



Where are you from?



Where are you from Carim?

I am from Syria.

Can you spell that please?

Syria S y r i a



Aa	Bb	Cc	Dd	Ee	Ff	Gg	Hh	Ii	Jj	Kk	Ll	Mm
Nn	Oo	Pp	Qq	Rr	Ss	Tt	Uu	Vv	Ww	Xx	Yy	Zz





My name is _____.

I am from _____.

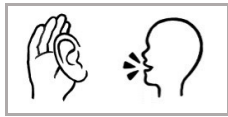


Where are you from?

Can you spell that please?

 the student's name	 the country

5. The alphabet



Capital letters



A	B	C	D	E	F	G	H	I	J	K	L	M
N	O	P	Q	R	S	T	U	V	W	X	Y	Z

Small letters



a	b	c	d	e	f	g	h	i	j	k	l	m
n	o	p	q	r	s	t	u	v	w	x	y	z




A B **C** D E F G H I J K L M
N O P Q R S T U V W X Y Z



a **b** c d e f g h i j k l m
n o p q r s t u v w x y z



The keyboard letters



1

Q	W	E	R	T	Y	U	I	O	P
q	w								

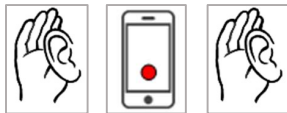
2













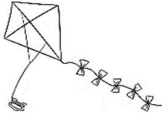

A	S	D	F	G	H	K	L














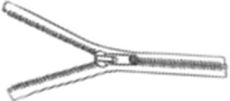
3

Z	X	C	V	B	N	M





The sounds of the alphabet		 Write a word with the same first sound.
a	 apple	 <i>ambulance</i>
b	 banana	
c	 car	
d	 dog	
e	 exit	
f	 fish	
g	 glasses	
h	 hat	
i	 insect	
j	 jacket	
k	 kite	
l	 lemon	

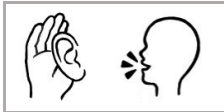
m		money	
n		nose	
o		orange	
p		pencil	
q		queen	
r		rain	
s		star	
t		table	
u		umbrella	
v		van	
w		window	
x		x-ray	
y		yam	
z		zip	

6. Numbers



									0
1	2	3	4	5		7	8		10
11		13	14		16		18	19	20
21	22		24	25		27			30
31		33	34		36		38	39	40
	42	43		45	46	47			50
51			54	55		57	58	59	
	62	63	64		66			69	70
71	72		74			77	78	79	80
		83		85	86	87			90
91	92		94		96		98		100



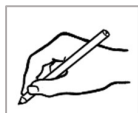


1 one	2 two	3 three	4 four	5 five
6 six	7 seven	8 eight	9 nine	10 ten



t	w	o	a	b	o	n	e	c	d	e
f	g	h	s	i	x	i	j	t	e	n
t	h	r	e	e	c	d	n	i	n	e
k	l	m	n	f	i	v	e	q	r	s
e	i	g	h	t	u	v	f	o	u	r
w	s	e	v	e	n	x	y	z	a	b

- 1 _____
- 2 two
- 3 _____
- 4 _____
- 5 _____
- 6 _____
- 7 _____
- 8 _____
- 9 _____
- 10 _____



1 o_n_e **2** __wo **3** thre__ **4** __our **5** fi__e
6 __ix **7** __even **8** eigh__ **9** ni__e **10** t__n

7. The days



Full word		Short word
Monday _____	Monday _____	Mon _____
Tuesday _____	Tuesday _____	Tues _____
Wednesday _____	Wednesday _____	Wed _____
Thursday _____	Thursday _____	Thurs _____
Friday _____	Friday _____	Fri _____
Saturday _____	Saturday _____	Sat _____
Sunday _____	Sunday _____	Sun _____



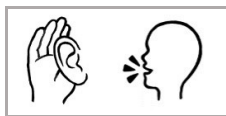
Today is _____.

Tomorrow is _____.

The weekend is Saturday and _____.


8. The time

Monday morning



What's the time?

It's 8 o'clock.



It's 8 o'clock. It's
8:00 am.

am = morning



It's eight thirty.
It's half past eight. It's
8:30 am.

9:00 am

Mon 8 Feb



It's 9 o'clock.
It's 9:00 am.

I get up at 8 o'clock on Monday.
What time do **you** get up?



I get up at _____ on Monday.



What time do you get up?

9. The months



	Long words.		Short words
1	January	Ja__uary	Jan
2	February	Fe__ruary	Feb
3	March	__arch	Mar
4	April	A__ril	Apr
5	May	M__y	May
6	June	Ju__e	June
7	July	Ju__y	July
8	August	Au__ust	Aug
9	September	Septem__er	Sept
10	October	Oct__ber	Oct
11	November	Nove__ber	Nov
12	December	De__ember	Dec



What is this month?
What is next month?



This month is _____.

Next month is _____.



When is your birthday Fatima?

My birthday is in **July**.
When is your birthday Mai?

My birthday is in **April**.



Mai's birthday is in April.

Fatima's birthday is in _____.

My birthday is in _____.



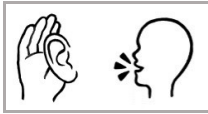
When is your birthday?



My teacher's birthday is in _____.


My partner's birthday is in _____.

10. English class



Ming wants to learn English.

He goes to the community centre.



Kellivale Community Centre

Address 50 Kemp St, Kellivale

Phone 6562 8261


Hours

Monday	9am – 4pm
Tuesday	9am – 4pm
Wednesday	9am – 4pm
Thursday	Closed
Friday	9am – 4pm
Saturday	Closed
Sunday	Closed



The phone number is _____.

The centre is open on _____, _____,
 _____ and _____.



Carim wants to learn English.

He has an interview at TAFE.



Hi Carim
 Your interview
 is on Thursday
 20 January
 at 9:30 am.
 Go to
 reception.
 Kellivale TAFE



interview	Thursday	January
<i>interview</i>		



1. When is the interview?

Day _____

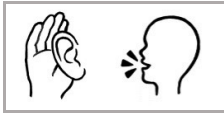
Date _____

Time _____

2. Where does Carim go to? _____.



11. Get ready for class.



Carim gets ready for class.
He reads the School Shop catalogue.



The School Shop

Get ready for school

Pencil
50c

Rubber
\$1.50

Highlighter
\$1

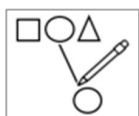
Notebook
\$5

pen
\$2

sharpener
\$3

USB
\$8

Ruler
80c

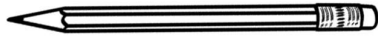


1. pencil	\$1
2. rubber	\$2
3. highlighter	50c
4. pen	\$1.50

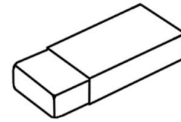
5. notebook	\$3
6. sharpener	80c
7. USB	\$5
8. ruler	\$8

1. pencil	\$1
2. rubber	\$2
3. highlighter	50c
4. pen	\$1.50

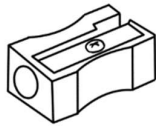
5. notebook	\$3
6. sharpener	80c
7. USB	\$5
8. ruler	\$8



pencil
p_ncil



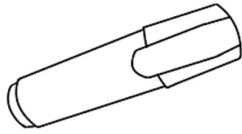
rubber
r_bber



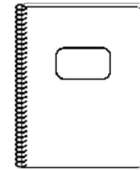
sharpener
shar_ener



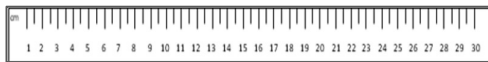
pen
pe__




highlighter
highligh_er



notebook
note__ook



ruler
ru_er



USB
US__



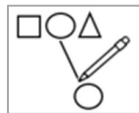
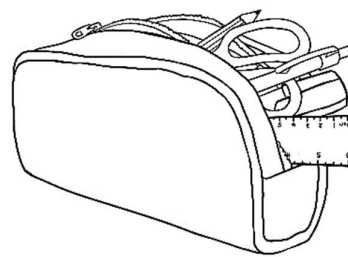
What do **you** buy?



I buy a _____, a _____
and a _____.



Carim buys 8 things at the shop.
He puts 6 things in his pencil case.

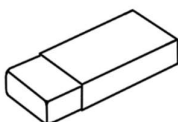


1.




pen

2.



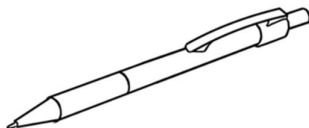
pencil

3.



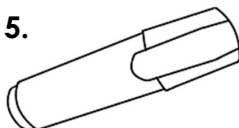
rubber

4.



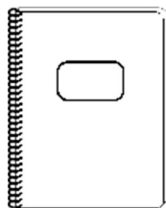
sharpener

5.



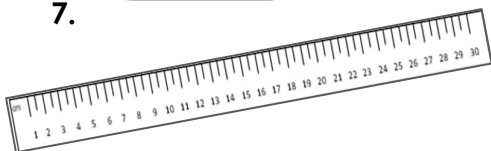
notebook

6.




highlighter

7.

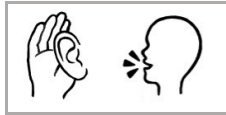


USB

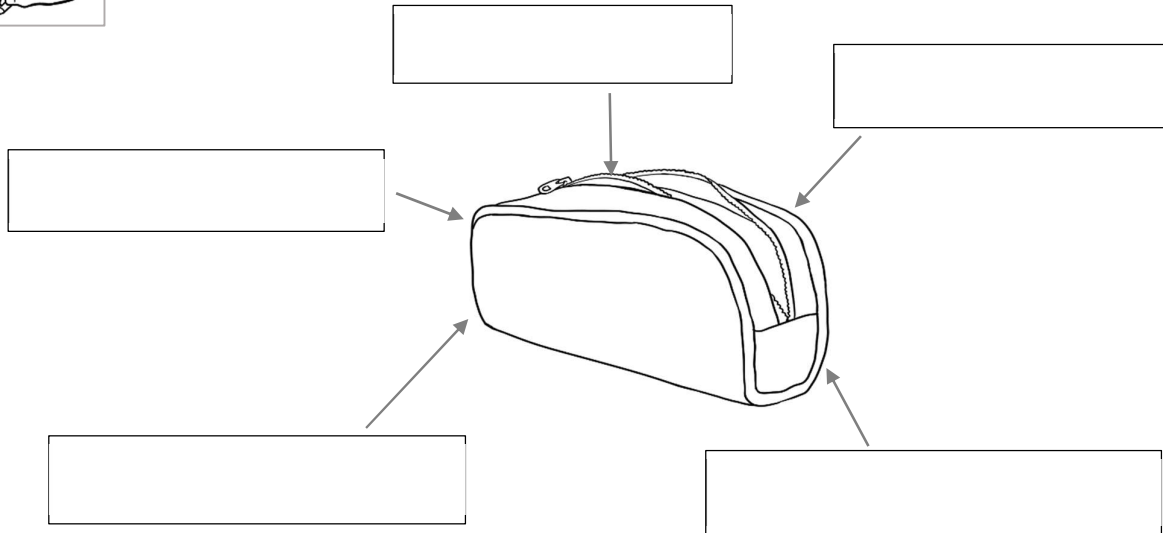
8.



ruler



I have 6 things in my pencil case.
What's in your pencil case?



I have a _____, a _____, a
_____, a _____ and
a _____ in my pencil case.



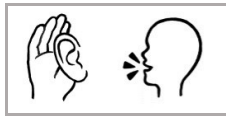
What's in your pencil case?



My partner has a _____, a _____, a
_____, a _____ and
a _____.



12. How many?



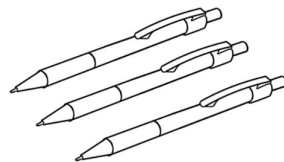
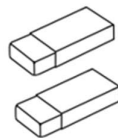

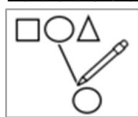
Mai has **one bag**.

one

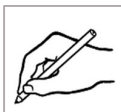


Bao has **two bags**.

more than one



- one ruler
- two rubbers
- three pens
- four pencils
- nine books



1. How many **students** are in your class?

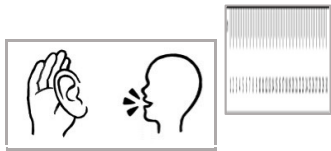


2. How many **tables** are in your room?



3. How many **chairs**?






on the table

on the table



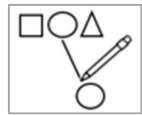

under the table



next to the table



How many **pens** are on the table?



1. There is **one** ball
2. There is **one** phone
3. There is **one** bag
4. There are **three** apples
5. There are **four** pens
6. There are **nine** books

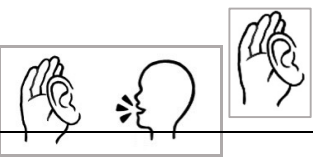

on the table.



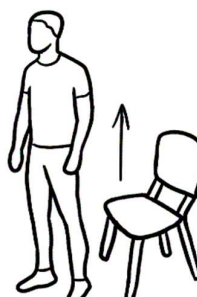


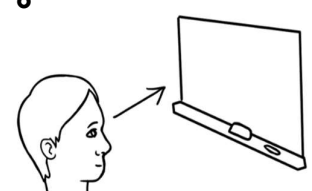
under the table.

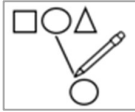
next to the table.



13. Instructions in class



<p>1</p>  <p>Come in.</p>	<p>2</p>  <p>Sit down.</p>	<p>3</p>  <p>Stand up.</p>
<p>4</p>  <p>Open your workbook.</p>	<p>5</p>  <p>Close your workbook.</p>	<p>6</p>  <p>Look at the board.</p>



<p>1</p>	<p>Stand up. <u>Stand up.</u></p>
<p>2</p>	<p>Come in. _____</p>
<p>3</p>	<p>Open your workbook. _____</p>
<p>4</p>	<p>Sit down. _____</p>
<p>5</p>	<p>Look at the board. _____</p>
<p>6</p>	<p>Close your workbook. _____</p>



How to be polite




Please sit down.


Look at the board **please**.

Open your workbook **please**.






Write on the board.



Take a photo.



Record the teacher.



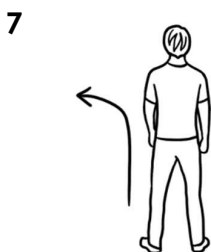
Stand next to the table.



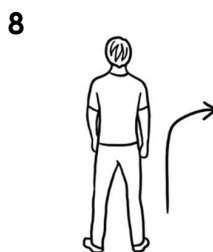
Stand in a line.



Stand in a circle.




Go left.




Go right.




Go straight ahead.



Turn the light on.




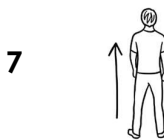
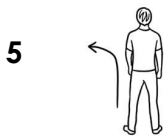
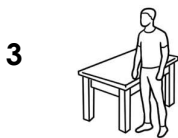
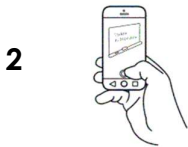
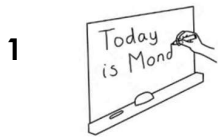
Turn the light off.



Walk slowly to the door.



Walk quickly to the door.



Take a photo.

 Take a photo.

Stand in a line.

Write on the board.

Go right.

Stand next to the table.

Turn the light off.

Go left.

Go straight ahead.




How to be polite

Can you stand in a line please?

Can you turn on the light please?



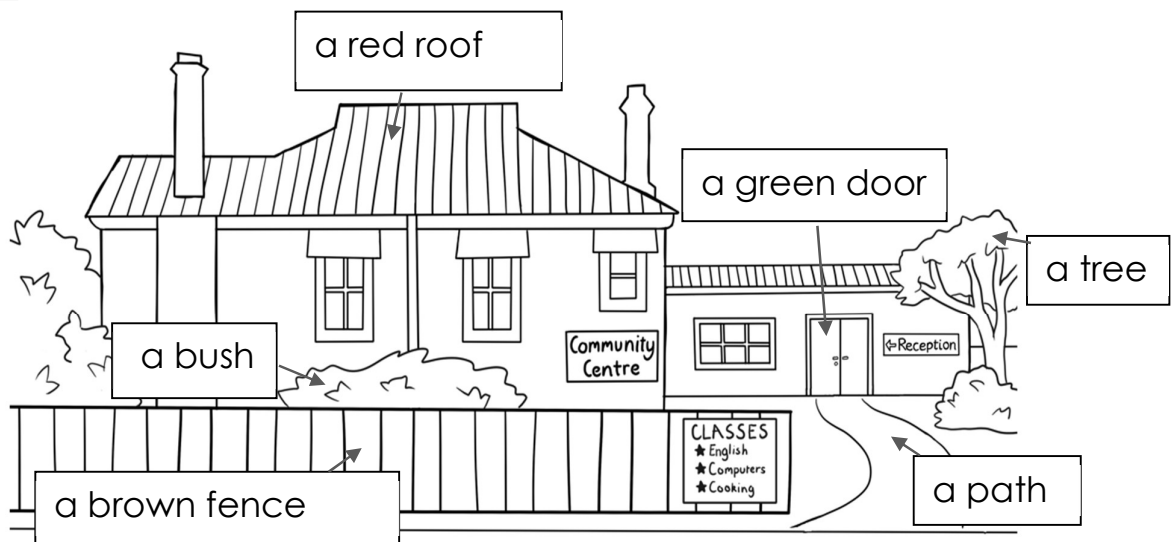
14. The community centre



red	
blue	
orange	

green	
yellow	
white	

brown	
black	
grey	



1. The community centre is	in Kemp Road.	in Kemp Street.	in Kemp Lane.
2. The building is	old.		new.
3. Near the door, there is	an old tree.	a big tree.	a small tree.



Woman Excuse me.
Where is the community centre ?

Man The community centre?
Oh, it's in Kemp _____.
It's an _____ building.
It has a _____ roof and
a _____ fence.
There's a _____ tree
near the front door.

Woman Did you say a red _____?

Man Yes, that's right and
a brown _____.

Woman Okay, thank you.

- Street
- red
- centre ✓
- old
- fence
- brown
- small
- roof



1. building. It's old an

It's an old building.

2. has roof. red It a

3. a It fence. brown has

15. Signs at the community centre



1




No smoking

2




Exit

3



Men's toilet

4



Women's toilet

5



Do not put rubbish in the toilet.

6



Wash and dry your hands.

7



Wet floor

8



Wear a face mask.

9

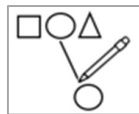


Turn off the sound on your phone.

10



Put rubbish in the bin.




Exit
Men's toilet
No smoking
Women's toilet
Wash and dry your hands.
Do not put rubbish in the toilet.
Wear a face mask.
Wet floor
Put rubbish in the bin.
Turn off the sound on your phone.

16. A class timetable



Ming's timetable



This is my timetable.
I go to class on Tuesday,
Wednesday and Friday.

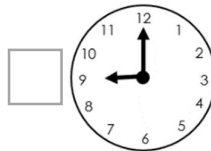
	Monday	Tuesday	Wednesday	Thursday	Friday
Morning <i>am</i>		9:00 - 12:00 Room 4		Closed	9:30 - 12:30 Room 3
Afternoon <i>pm</i>			1:00 - 3:30 Room 4	Closed	



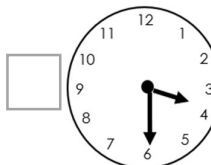
1. When does Ming go to class?


Monday Tuesday Wednesday Friday







2. What time does Ming start on Tuesday?

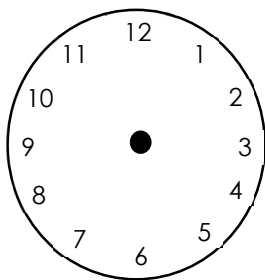


3. What time does Ming finish on Wednesday?

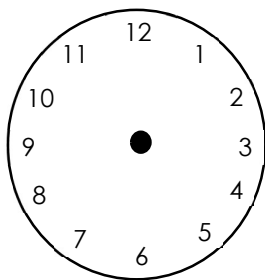




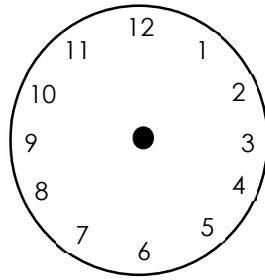
	<p>Tuesday</p> <p>9:00</p> <p>12:00</p>	
	<p>Wednesday</p> <p>1:00</p> <p>3:30</p>	
	<p>Friday</p> <p>9:30</p> <p>12:30</p>	



9:00 am



9:30 am



1:00 pm



1. Today I start class at _____.
2. Today I finish class at _____.

17. Talk about family and friends.



Sahra's family



My name is Sahra.
This is my **family**.



I am married.
This is my **husband** Tahil.



This is my **daughter** Hani.



This is my **brother** Abdi.



Sahra is my **sister**.
Hani is my **niece**.




Tahil is my **brother-in-law**.





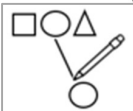
Mai's friend



Fatima **is** my friend.
 She **comes** from Syria.
 She **has** a brother.
 His name **is** Carim.



I **have** a brother too.
 His name **is** Bao.



Fatima is	from Syria.
She comes	Carim.
She has	my friend.
His name is	a brother.
I have	Bao.
His name is	a brother too.



Fatima _____ Mai's friend.
 She _____ from Syria.
 She _____ a brother.
 His name _____ Carim.





Tall or short

I am **tall**.
Hani is **short**.



Who is **tall**?

1			2			3		
	Abdi	Hani		Carim	Fatima		Nisha	Dev
	✓							



tall

short

- Abdi is tall. Hani is _____.
- Carim is _____. Fatima is _____.
- Nisha is _____. Dev is _____.




Who is **tall** in your class?



_____ and _____ are tall.

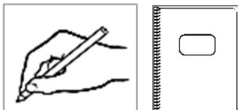
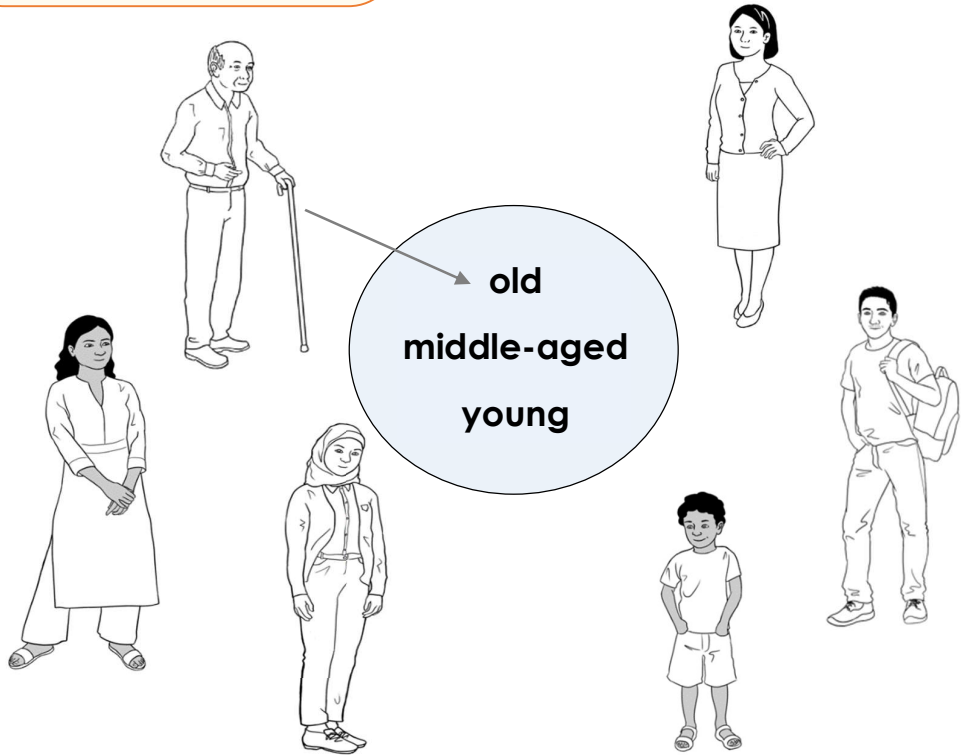
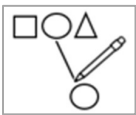


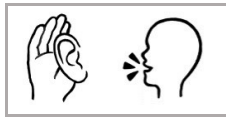
Age

old	middle-aged	young
		
Ming	Lan	Mai

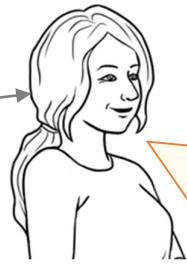


Ming is **old**.
Lan is **middle-aged**.
Mai is **young**.
I am **young**.





Hair



I have **long** hair.
 Mai has **long** hair.
 Carim has **short** hair.



1. Nisha has long hair.
Nisha has long hair.



2. Anika has long hair.
 _____.



3. Bao has short hair.
 _____.



1 
straight




Lan has **straight** hair.

2 
wavy



Nisha has **wavy** hair.

3 
curly



Dev has **curly** hair.



1. Lan has straight hair.
2. Nisha has _____ hair.
3. Dev has _____ hair.



Hair and eye colour





I have **blonde** hair.

Anika has **black** hair.




I have **blue** eyes.

Anika has **brown** eyes.





Hair colours	
blonde	
light brown	
dark brown	
black	
grey	
red	

Eye colours	
brown eyes	
blue eyes	
green eyes	



I have _____ hair.


I have _____ eyes.

My teacher has _____ hair.

He / She has _____ eyes.




Lan talks about Bao.



Bao is my son.
He is tall.
He has short hair and brown eyes.

Bao is **kind** and **helpful**.
He is **strong** and **healthy**.



Bao is **kind** and **helpful**.

He is **strong** and **healthy**.



1.

Bao is my son.

2.

3.

Ming talks about Mai.



Mai is my granddaughter.
 She is short.
 She has long hair and brown eyes.

Mai is **hard-working**.
 She is **friendly**.

<p>Mai is hard-working.</p>	<p>She is friendly.</p>



1.

Mai is my granddaughter.

2.

3.

Mai talks about Fatima.



1. Fatima comes from Somalia. China. Syria.
2. She is tall short.
3. She has brown eyes. blue eyes. green eyes.
4. She is a Year 9 student. Year 10 student.
5. She plays netball on Monday. Thursday. Friday.



Fatima is my friend.

She _____ from Syria.

She is _____.

She has _____ eyes.

Fatima is a Year 9 _____.

She plays netball on _____.

She is hard-working and _____.

comes
Friday
student
short
friendly
is ✓
blue



Lan talks about Nisha.



1. Nisha comes from China. Syria. India.
2. She works in
 - a medical centre.
 - a childcare centre.
 - a community centre.
3. Nisha is tall. short.
4. She has long hair. short hair.
5. She has curly hair. wavy hair. straight hair.
6. She likes playing soccer. reading.



1. Nisha is Lan's friend.
2. She comes from _____.
3. She works in a childcare _____.
4. Nisha is _____.
5. She has _____, _____ hair.
6. She likes _____.

- centre
- tall
- friend ✓
- reading
- India
- long
- wavy



Bao talks about Abdi.



1. Abdi comes from China. Somalia. Syria.
2. He goes to school. work. uni. uni = university
3. Abdi is short. tall.
4. He has long hair. short hair.
5. He has curly hair. wavy hair. straight hair.
6. He likes playing soccer. reading.



7. Abdi is Bao's friend.
8. He comes from _____.
9. He goes to _____.
10. Abdi is _____.
11. He has _____, _____ hair.
12. He likes playing _____.
13. Abdi is a _____ friend.

- uni
- tall
- friend ✓
- soccer
- Somalia
- good
- short
- curly



Talk about your partner.



What is your name?
Where are you from?

Can you spell that please?



1. My partner's name is _____.

2. He / She comes from _____.



1. My partner is	old.	middle-aged.	young.
2. He / She is	tall.	short.	
3. He / She has	long hair.	short hair.	
4. He / She has	straight hair.	wavy hair.	curly hair.
5. He / She has	brown eyes.	blue eyes.	green eyes.
6. My partner is	kind and helpful.	strong and healthy.	
	hard-working.	friendly.	
7. My partner likes	reading.	cooking.	playing soccer.





Talk about yourself.

My name is Sahra.
I come from Somalia.

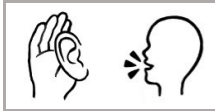


1. My name is _____.

2. I come from _____.



1. I am	old.	middle-aged.	young.
2. I am	tall.		short.
3. I have	long hair.		short hair.
4. I have	straight hair.	wavy hair.	curly hair.
5. I have	brown eyes.	blue eyes.	green eyes.
6. I am	kind and helpful.		strong and healthy.
	hard-working.		friendly.
7. I like	reading.	cooking.	playing soccer.



18. The weather



What's the weather like today?



sunny



cloudy



windy








rainy



stormy



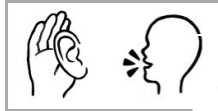
1		It is sunny. <u>It is sunny.</u>
2		It is cloudy. _____
3		It is windy. _____
4		It is rainy. _____
5		It is stormy. _____



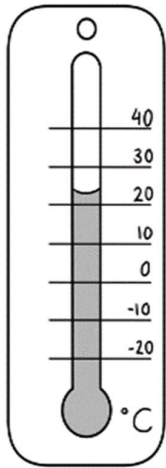
Today the weather is

sunny. cloudy. windy. rainy. stormy.





Hot or Cold



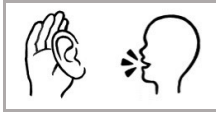
warm	hot	very hot	cold	very cold



What do you think?
 Is it a **nice** day?

		Yes. It is.	No. It isn't.
1	It is a warm day. <u>It is a warm day.</u>	<input type="checkbox"/>	<input type="checkbox"/>
2	It is a hot day. _____	<input type="checkbox"/>	<input type="checkbox"/>
3	It is a very hot day. _____	<input type="checkbox"/>	<input type="checkbox"/>
4	It is a cold day. _____	<input type="checkbox"/>	<input type="checkbox"/>
5	It is a very cold day. _____	<input type="checkbox"/>	<input type="checkbox"/>





How many degrees?



Is it hot or cold today?
How many degrees?



°C = degrees

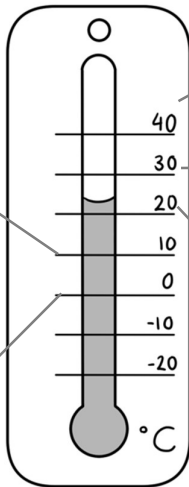
It is very hot.
It is _____°C.

It is cold.
It is _____°C.

It is hot.
It is _____°C.

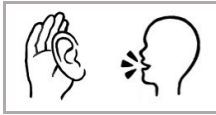
It is very cold.
It is _____°C.

It is warm.
It is _____°C.



Student A	Student B
1 What day is it today? _____	It is _____.
2 What is the date? _____	It is _____ day _____ month _____ year.
3 Is it hot or cold today?	It is _____. It is _____°C.





Is it a nice day for soccer?



Bao and Abdi play soccer on the weekend.
They play at the park on sunny days.

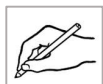


1. Who plays soccer? _____
2. When do they play? _____
3. Where do they play? _____



What is **a nice day** for soccer?

<p>Saturday Warm and sunny ☀️ 20°C</p>
<p>Sunday Cold and stormy ☁️⚡️ 13°C</p>




_____ is a nice day for soccer.





What do you think?



It is **cloudy** today. 
 It is **18°C**.
 Is it a **nice** day? 



Yes, it is.






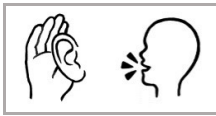
It's OK.



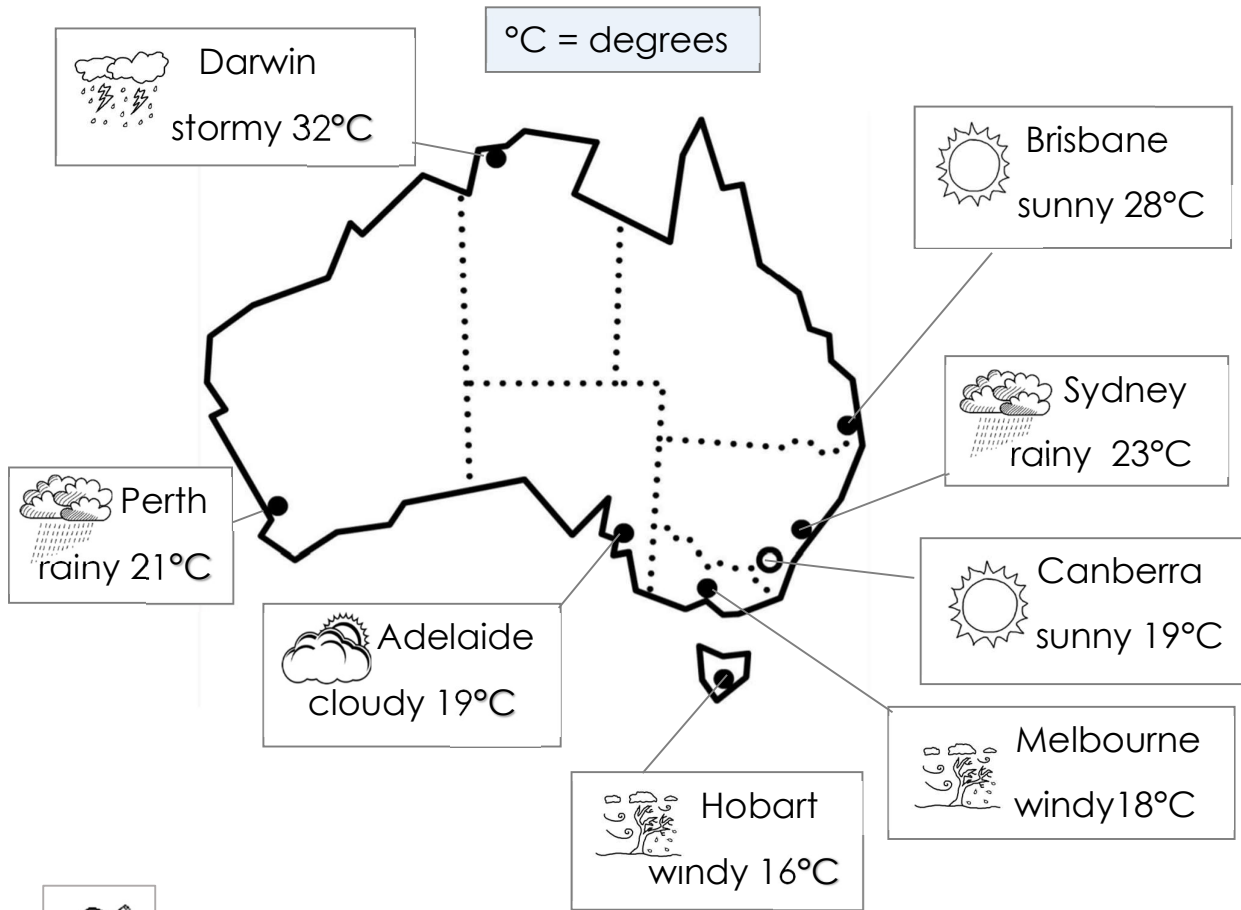
No, it isn't.



Student A	Student B ✓		
It is cloudy today. It is 11 °C. Is it a nice day? 	Yes, it is.	It's OK.	No, it isn't.
It is rainy tomorrow. It is 17 °C. Is it a nice day? 	Yes, it is.	It's OK.	No, it isn't.
It is sunny on Saturday. It is 21°C. Is it a nice day? 	Yes, it is.	It's OK.	No, it isn't.



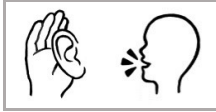
Weather around Australia



1. In Brisbane, it is sunny and 28 °C.
2. In Sydney, it is _____ and _____ °C.
3. In Canberra, it is _____ and _____ °C.
4. In Melbourne, it is _____ and _____ °C.
5. In Hobart, it is _____ and _____ °C.
6. In Adelaide, it is _____ and _____ °C.
7. In Perth, it is _____ and _____ °C.
8. In Darwin, it is _____ and _____ °C.



19. The medical centre



Excuse me.
Where's the medical centre?



Lan Excuse me.
Where's the medical centre?

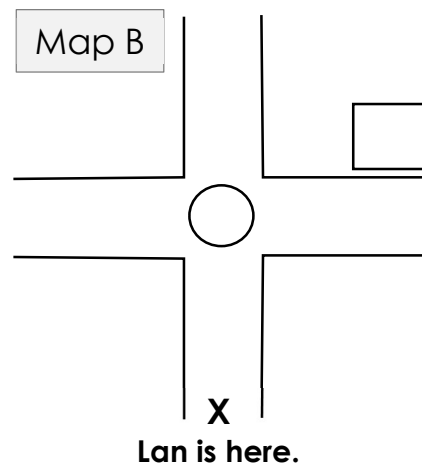
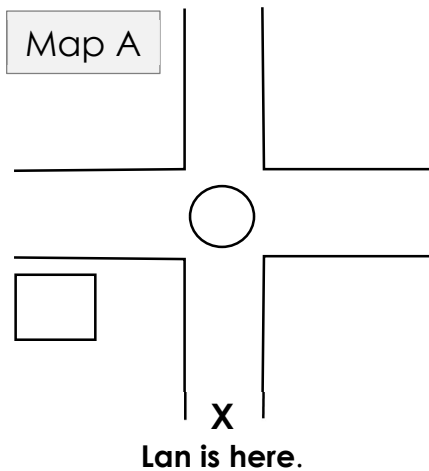
Woman The medical centre?
Go straight ahead.
Turn right.
It's on your left.

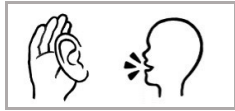
Lan Thanks for your help.

Woman You're welcome.




Which map shows me the way
to the medical centre?





Hello. My name is Lan Wu.
I have an appointment
at 3 o'clock.



Please sit down.

Kellivale Medical Centre		
Address	35 North Road, Kellivale	
Phone	6527 8344	
Hours	Monday	8:00am – 6:00pm
	Tuesday Wednesday	8:30am – 5:30pm
	Thursday Friday	8:30am – 7:00pm
	Saturday Sunday	Closed



1. When is the centre open on Monday?

From 8:00am to 6:00pm

2. When is the centre open on Thursday?

From _____ to _____

3. What days is the centre closed?

_____ and _____

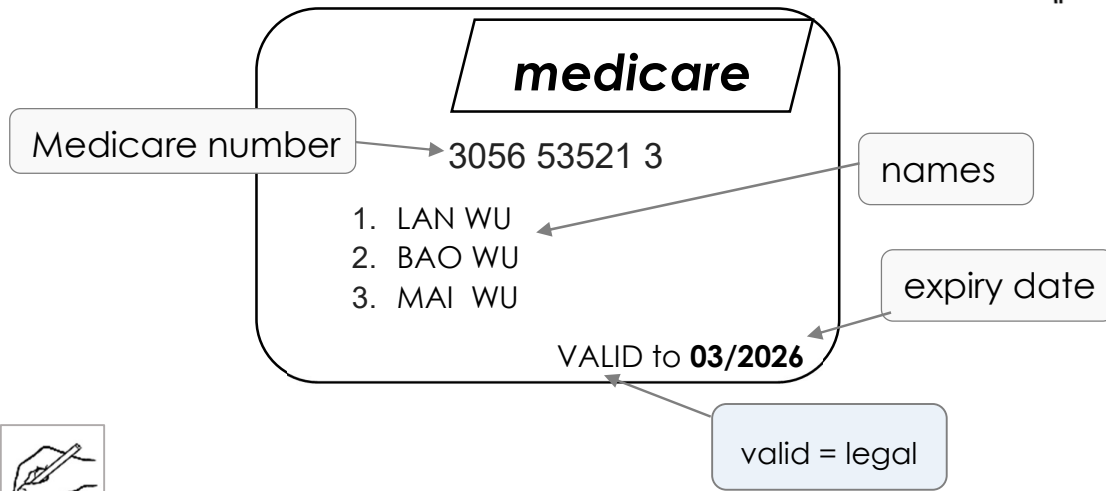


Do you have a Medicare card?

Yes. Here it is.

What's your number on the card?

My number is **one**.



1. This is a Medicare card.
2. The names on the card are _____ and _____.
3. The Medicare number is _____.
4. The expiry date is _____.
5. Lan's number is _____.
6. Bao's number is _____.
7. Mai's number is _____.



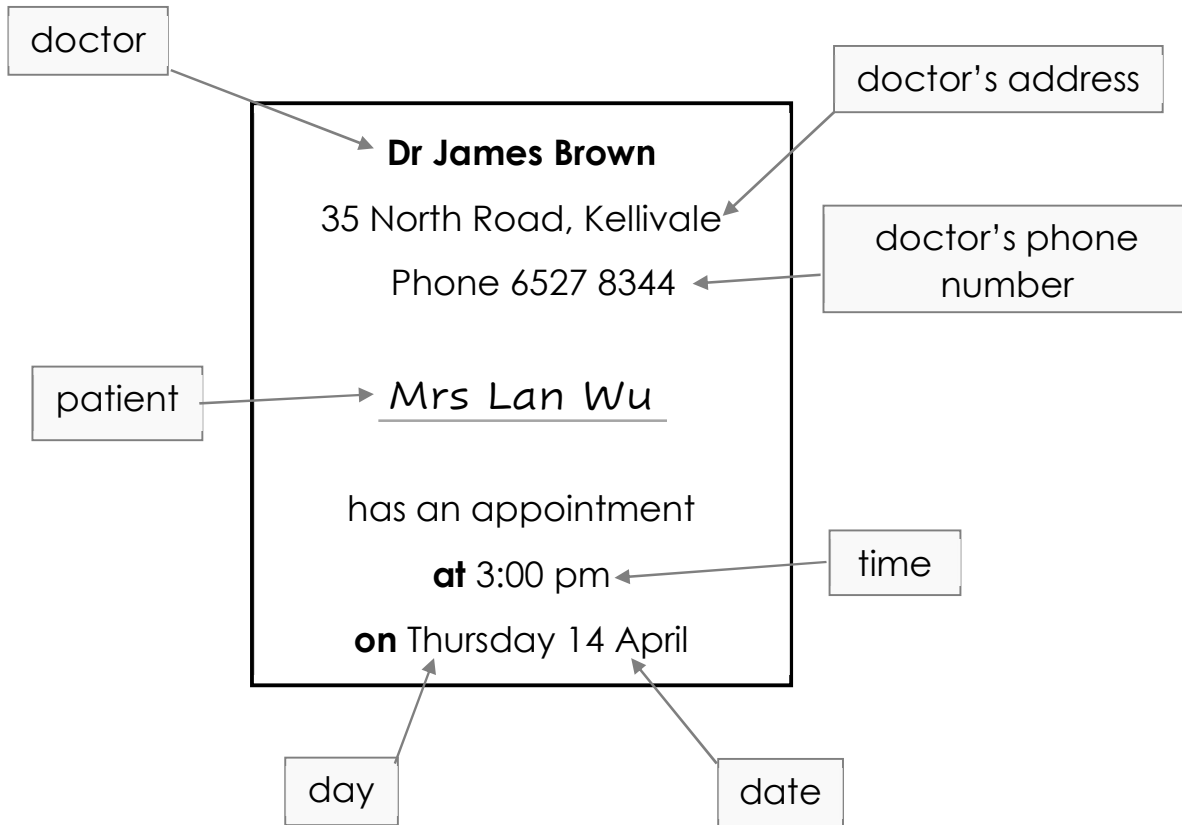
Card number _____

Expiry date _____

Your number on the card _____



This is my appointment card.



Doctor's name _____

Address _____

Phone number _____



Question	Answer
1. What is this card?	35 North Road, Kellivale
2. Who is the patient?	an appointment card
3. Who is the doctor?	Mrs Lan Wu
4. What is the doctor's address?	Dr J. Brown
5. What is the phone number?	3:00 pm
6. What time is the appointment?	14 April
7. What day is the appointment?	6527 8344
8. What date is the appointment?	Thursday



1. It is an appointment card.
2. The doctor's _____ is Dr J. Brown.
3. The doctor's _____ number is 6527 8344.
4. The _____ of the appointment is 3:00pm.
5. The _____ of the appointment is 14 April.

name

card ✓

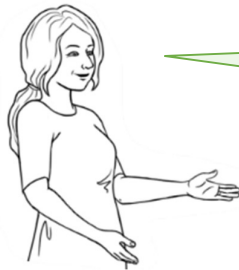
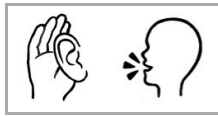
date

time

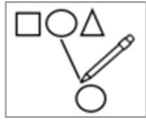
phone



20. What's this?



What's this?



1. It is an appointment card.

Dr James Brown
 35 North Road, Kellivale
 Phone 6527 8344

Mrs Lan Wu
 has an appointment
at 3:00 pm
on Thursday 14 April



2. It is a Medicare card.






medicare

3056 53521 3

1. LAN WU
 2. BAO WU
 3. MAI WU

VALID to 03 / 2026

3. It is a weather chart.

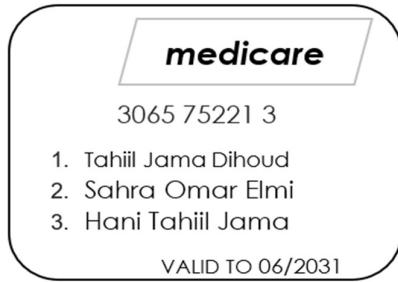
April				
Mon	Tues	Wed	Thurs	Fri
4	5	6	7	8
rainy	stormy	cloudy	windy	sunny
				

4. It is a timetable.

	Mon	Tues	Wed	Thurs	Fri
Morning am		9.00 - 12.00 Room 4		Closed	9.30 - 11.30 Room 3
Afternoon pm			1.00 - 3:30 Room 4	Closed	

5. It is a sign.





It is a Medicare Care card.

It is a sign.

It is a weather chart.

It is an appointment card.

It is a timetable.

Morning		Afternoon		
7 am	10 am	12 pm	2 pm	5 pm
13°C	21°C	28°C	33°C	37°C
cold	warm	hot	very hot	very hot

Dr Myra Kidman
 35 North Road, Kellivale
 Phone: 6527 8344

Pari Kumar
has an appointment
at 9:30am
on Wed 18 Aug







	Mon	Tues	Wed	Thurs	Fri
Morning					
Start:	9:00	9:30			
Finish:	12:00	12.30			
	Room 3	Room 4			
Lunch break					
Afternoon					
Start:	12:30	1:00			
Finish:	2:30	3:00			
	Room 3	Room 4			






What's this?









It is a timetable.

21. Word List

When	Days	Months
<p>time </p> <p>year</p> <p>month</p> <p>week</p> <p>day</p> <p>morning</p> <p>afternoon</p> <p>today</p> <p>tomorrow</p> <p>next week</p> <p>weekend</p>	<p></p> <p>Monday</p> <p>Tuesday</p> <p>Wednesday</p> <p>Thursday</p> <p>Friday</p> <p>Saturday</p> <p>Sunday</p> <p>birthday </p>	<p>January</p> <p>February</p> <p>March</p> <p>April</p> <p>May</p> <p>June</p> <p>July</p> <p>August</p> <p>September</p> <p>October</p> <p>November</p> <p>December</p>
Timetable	Appointment card	Weather
<p>day</p> <p>morning</p> <p>afternoon</p> <p>evening</p> <p>start</p> <p>finish</p> <p>room</p>	<p>doctor </p> <p>patient</p> <p>time</p> <p>day</p> <p>date</p> <p>address</p> <p>phone number</p>	<p>hot</p> <p>warm</p> <p>cold</p> <p>sunny </p> <p>cloudy</p> <p>windy</p> <p>rainy</p> <p>stormy</p> <p>nice </p>

Verbs	Workbook instructions	Classroom instructions
<p>to be</p> <p>to have</p> <p>to understand</p> <p>to go</p> <p>to come</p> <p>to want</p> <p>to buy</p> <p>to put</p> <p>to start</p> <p>to finish</p> <p>to talk</p> <p>to play</p> 	<p>read </p> <p>write</p> <p>copy</p> <p>listen</p> <p>say</p> <p>repeat</p> <p>ask</p> <p>spell</p> <p>_____</p> <p>tick</p> <p>circle </p> <p>underline</p> <p>point</p> <p>record</p> <p>match</p> <p>work</p> <p>colour</p>	<p>Come in.</p> <p>Sit down. </p> <p>Stand up.</p> <p>Open your book.</p> <p>Close your book.</p> <p>Look at the board.</p> <p>Write on the board.</p> <p>Take a photo.</p> <p>Record the teacher.</p> <p>_____</p> <p>Stand next to the table.</p> <p>Stand in a line.</p> <p>Stand in a circle.</p> <p>Walk slowly.</p> <p>Walk quickly.</p> <p>Turn the light on.</p> <p>Turn the light off.</p> <p>Go left.</p> <p>Go right.</p> <p>Go straight ahead.</p> 

Colour	Talk about people	Family and friends
<p>yellow </p> <p>orange</p> <p>white</p> <p>blonde</p> <p>light brown</p> <p>dark brown</p> <p>black</p> <p>grey</p> <p>red</p> <p>green</p> <p>blue</p>	<p>tall </p> <p>short </p> <p>old</p> <p>middle aged</p> <p>young</p> <p>long hair</p> <p>short hair</p> <p>straight hair</p> <p>curly hair</p> <p>wavy hair</p> <p>blonde hair</p> <p>blue eyes</p> <p>green eyes</p> <p>brown eyes </p>	<p>husband</p> <p>wife</p> <p>father</p> <p>mother </p> <p>daughter</p> <p>son</p> <p>brother</p> <p>sister</p> <p>niece</p> <p>nephew</p> <p>brother-in-law</p> <p>friend</p> <p>What do you think?</p> <p>kind </p> <p>helpful</p> <p>strong</p> <p>healthy</p> <p>friendly</p> <p>hard working</p>

Useful Sentences

Sorry, I **don't** understand.

Can you speak **slowly** please?

Can you say that **again** please?

Can you **help me** please?

Can you **spell** that please?

What's your name?

Where are you from?

When is your birthday?

What's the weather like?

