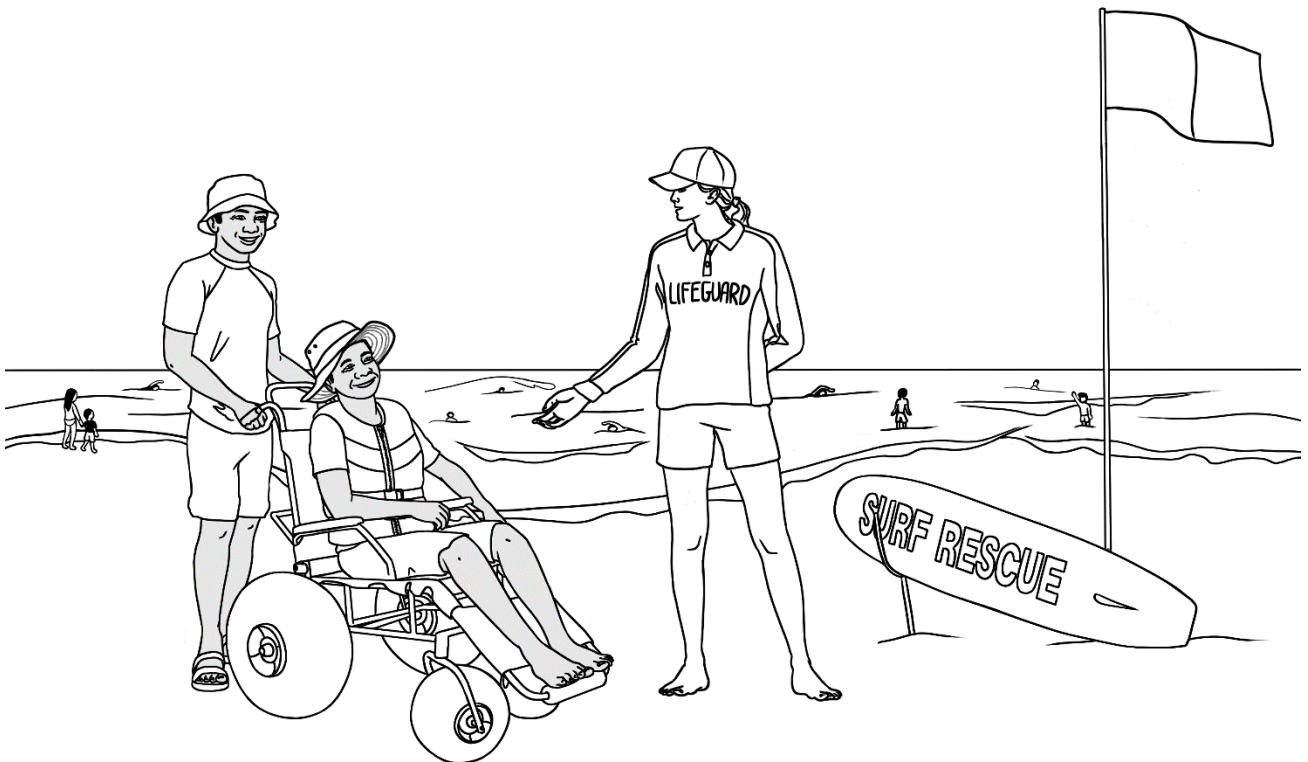


# English Ready

22638VIC Certificate I in EAL  
VU23502 Give and respond to short simple spoken information

---

## Student Workbook



Student \_\_\_\_\_

Teacher \_\_\_\_\_

Class \_\_\_\_\_

Date \_\_\_\_\_

---

**Design team:** Vicki Hambling, Sue Paull, Frida Dean, Glenise Kleehammer and Mary Wallace

**Illustrations:** Madelena Scott

**Illustrations acknowledgements:**

**Fork lift** [This Photo](#) by Unknown Author is licensed under [CC BY-SA-NC](#)

**Parking sign**-Image by [https://pixabay.com/users/wikimediaimages-185597/?utm\\_source=link-](https://pixabay.com/users/wikimediaimages-185597/?utm_source=link-)

**River symbol, worried & sick emojis, coffee pot, First Aid kit, modern car** [These Photos](#) by Unknown Author is licensed under [CC BY-NC](#)

**Sound and fishing icons**, [This Photo](#) by Unknown Author is licensed under [CC BY-SA](#)

**Lithium batteries** - by Clip Art

**Lace doily** This Photo by Unknown Author is licensed under CC BY-NC-ND

**A gift** - [https://www.freepik.com/free-vector/gift-box-white-background\\_47754818.htm#query=gift%20box%20clipart&position=1&from\\_view=keyword&track=ais\\_user&uid=b49eac75-2bbb-4c01-93e2-04f26db477c2](https://www.freepik.com/free-vector/gift-box-white-background_47754818.htm#query=gift%20box%20clipart&position=1&from_view=keyword&track=ais_user&uid=b49eac75-2bbb-4c01-93e2-04f26db477c2)>Image by brgfx</a> on Freepik

**Icon for solar power** [https://www.flaticon.com/free-icons/solar-panel" title="solar panel icons"](https://www.flaticon.com/free-icons/solar-panel "solar panel icons")>Solar panel icons created by Freepik - Flaticon</a>

**Icon for wind power** [https://www.flaticon.com/free-icons/wind-turbine" title="wind turbine icons"](https://www.flaticon.com/free-icons/wind-turbine "wind turbine icons")>Wind turbine icons created by Smashicons - Flaticon</a>

**Glass decanter** [https://www.freepik.com/free-vector/vintage-decanter-illustration-vector-remixed-from-artwork-by-john-dana\\_19085355.htm#fromView=search&page=1&position=26&uid=d8178df8-2480-4f7f-b0ad-62ad4d3ce7b1](https://www.freepik.com/free-vector/vintage-decanter-illustration-vector-remixed-from-artwork-by-john-dana_19085355.htm#fromView=search&page=1&position=26&uid=d8178df8-2480-4f7f-b0ad-62ad4d3ce7b1)>Image by rawpixel.com on Freepik</a>

**Acknowledgements:** The design team would like to thank the AMEP service providers and practitioners who participated in the trial and gave valuable feedback. The team would also like to acknowledge the use of the EAL Framework which underpins the design of this book.

---

Copyright of the EAL Framework is reserved to the Crown in the right of the State of Victoria.  
© State of Victoria (Department of Education and Training) 2023.

Use of all or part of this document must include the following attribution:



© Commonwealth of Australia 2024

With the exception of the Commonwealth Coat of Arms, the department's logo, any material protected by a trade mark and where otherwise noted all material presented in this document is provided under a Creative Commons Attribution 4.0 International (<https://creativecommons.org/licenses/by/4.0/>) licence.

The details of the relevant licence conditions are available on the Creative Commons website (accessible using the links provided) as is the full legal code for the CC BY 4.0 licence (<https://creativecommons.org/licenses/by/4.0/legalcode>).

As far as practicable, material for which the copyright is owned by a third party will be clearly labelled. The department has made all reasonable efforts to ensure that this material has been reproduced in this document with the full consent of the copyright owners.

Copyright requests and enquiries concerning usage not addressed by the CC BY 4.0 licence should be addressed to: [comms@homeaffairs.gov.au](mailto:comms@homeaffairs.gov.au) at the Department of Home Affairs.

The terms of use for the Commonwealth Coat of Arms are available from the [It's an Honour](#) website.

Where a copyright owner, other than the Commonwealth, is identified with respect to this material, please contact that third party copyright owner directly to seek permission.

This workbook is designed to be used with the support of a teacher.


## Table of Contents

1.	Meet the students and teachers.....	2
2.	Meet two families. ....	3
3.	Workbook instructions.....	4
4.	Information about someone.....	5
5.	The park.....	14
6.	An excursion to the park.....	25
7.	A place to rent.....	31
8.	Sale at the Op Shop.....	36
9.	An invitation.....	40
10.	The beach and the pool.....	42
11.	A quick and easy meal.....	48
12.	Information transcripts.....	54

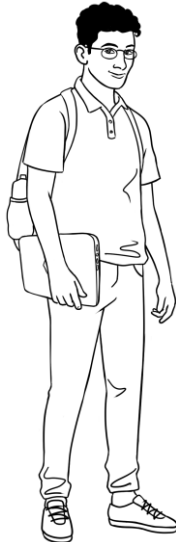
# 1. Meet the students and teachers



**At the AMEP Centre**




Amina



Ahmad

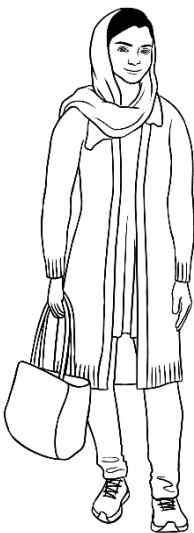


Basam



Peter

**At the Learning Centre**



Parwana



Linh



Ko



Wendy

**2. Meet two families.**



Parwana's family



**me**

Parwana



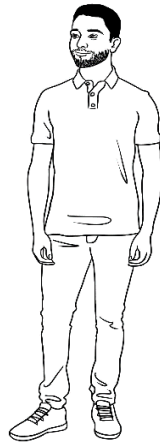
**daughter**

Bibi




**son**

Mustafa



**husband**

Jomeh



**mother**

Amina



**father**

Nabi



**brother**

Rahim

Ko's family



**me**

Ko



**wife**

Zani



**daughter**

San



**son-in-law**

Thein



**grandson**

Yaza



●	● ●	● ● ●
son wife	mother      father sister      brother daughter    grandson husband	son-in-law

### 3. Workbook instructions

①



1. listen



2. say



3. ask questions



4. spell



5. read



6. write



7. tick



8. circle



9. work with a partner



10. clap



11. Check your work.



12. Ask for help.

②

Do you understand?



Are you OK?

Yes, I understand.



No, I don't understand.

Can you say it again please?



Could you speak slowly please?

**don't = do not**

No. Can you help me please?

Could you check my work?



# 4. Information about someone

①



Ask your teacher some questions.

1. What's your name?  
\_\_\_\_\_



2. Where do you come from?  
\_\_\_\_\_



**My teacher**

7. What are you good at?  
\_\_\_\_\_  
\_\_\_\_\_

3. Are you married or single?  
\_\_\_\_\_

4. Do you have any children?  
\_\_\_\_\_

6. What do you do in your free time?  
\_\_\_\_\_  
\_\_\_\_\_

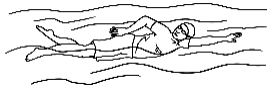
5. What are your future plans?  
\_\_\_\_\_  
\_\_\_\_\_  
\_\_\_\_\_

②



**Future plans**

Learn



to swim.



to drive.



to speak a new language.



First Aid.



to dance.



to play the piano.




to play cricket.

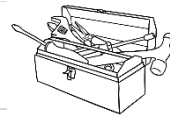
①



Linh asks Ko some questions.



1. What's your <b>name</b> ?	My name is Ko.
2. Where do you <b>come from</b> ?	I come from Myanmar.
3. Are you <b>married</b> or <b>single</b> ?	I'm married.
4. Do you have <b>children</b> ?	I have a daughter and a grandson.
5. What are your <b>future plans</b> ?	I want to finish my English study. Then I want to learn how to repair computers.
6. What do you do in your <b>free time</b> ?	I like reading and using computers.
7. What are you <b>good at</b> ?	I'm good at fixing things.




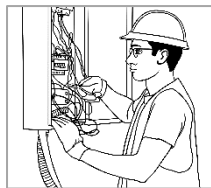
②




③



Future plans




study	nursing	electrician	repair computers	cook
fork lift driver	child care	gardener	receptionist	house painter






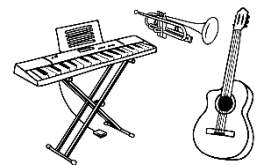
Free time



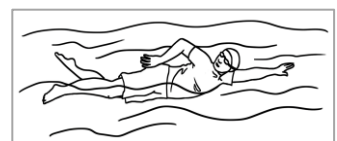
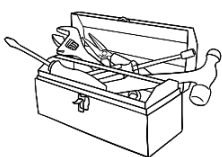
cooking	going to the park	going to the beach	shopping	gardening	having a barbecue
playing sport	playing video games	watching TV	visiting friends	using social media	using computers



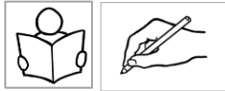
What are you good at?



driving	cooking	running	music	sewing
playing sport	fishing	fixing things	swimming	using computers



①



Write your information.

1. What's your <b>name</b> ?	My name is _____.
2. Where do you <b>come from</b> ?	I come from _____.
3. Are you <b>married</b> or <b>single</b> ?	I'm _____.
4. Do you have <b>children</b> ?	I _____ have / don't have a child /children
5. What are <b>your future plans</b> ?	I want to _____ Then I want to _____ _____
6. What do you do in your <b>free time</b> ?	I like _____ and _____.
7. What are you <b>good at</b> ?	I'm good at _____.

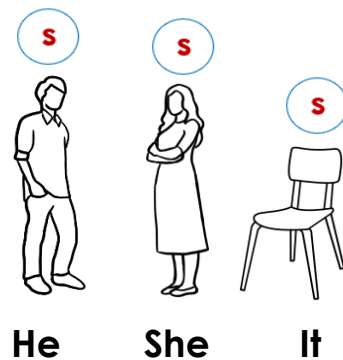
②



③



Verb to be	
Long	Short
I am	I'm
He <b>is</b>	He' <b>s</b>
She <b>is</b>	She' <b>s</b>
It <b>is</b>	It' <b>s</b>
You are	You're
We are	We're
They are	They're





Subject	Verbs				
	be	have	like	come	want
I	am	have	like	come	want
He, She, It	<b>is</b>	<b>has</b>	<b>likes</b>	<b>comes</b>	<b>wants</b>
You, We, They	are	have	like	come	want



Interview your partner.

Can you spell that please?

1. What's your <b>name</b> ?	My partner's name <b>is</b> _____.
2. Where do you <b>come from</b> ?	He / She <b>comes</b> from _____.
3. Are you <b>married</b> or <b>single</b> ?	He / She' <b>s</b> _____.
4. Do you have <b>children</b> ?	He / She _____ has / doesn't have a child / children
5. What are your <b>future plans</b> ?	He / She <b>wants</b> to _____. Then he/she <b>wants</b> to _____ _____.
6. What do you do in your <b>free time</b> ?	_____ <b>likes</b> _____ Partner's name and _____.
7. What are you <b>good at</b> ?	He / She' <b>s</b> good at _____.






Wendy gives a talk about someone.

I want to tell you about Mike.

1. Who's Mike?




- Wendy's older brother
- Wendy's younger brother
- Wendy's younger sister



2. What information is true about Mike?

Information	True	False
a. Mike comes from Poland.		
b. He came to Australia six years ago.		
c. He lives in Brisbane now.		
d. He's married.		
e. He has two children.		

3. What company does Mike work for?

- a gas power company 
- a wind power company 
- a solar power company 

4. What does he love doing with his family in the holidays?


- camping. 
- fishing 
- swimming 

5. Wendy says that Mike is a great

- dancer. 
- cook 
- soccer player. 

②





Ko gives a talk about someone.

I want to tell you about Thein.

1. Who's Thein?

- Ko's friend
- Ko's son
- Ko's son-in-law





2. Where does he come from?

- America
- Myanmar
- Mexico

3. Does he have children?

- Yes, three.
- Yes, two.
- Yes, one.

4. What information is true about Thein?

Information	True	False
a. Thein wants to finish his English study.		
b. He wants to learn about gardening.		
c. He works for a house painter.		
d. He works two days a week.		
e. Thein likes fishing.		
f. He's a very good swimmer.		

5. Thein is

- kind.
- hard-working.
- friendly.
- healthy.





**A talk about someone**



Ko wrote a plan for his talk.

I practised with my family before my talk.







Plan	A talk about Thein
<p><b>1. Greeting</b></p> <p>Say and write the person's name.</p>	<p><i>Good morning/afternoon everyone.</i>  <i>My name is Ko.</i>  <i>Today I want to tell you about Thein.</i></p>
<p><b>2. A photo</b></p>	<p><i>Here's a photo of Thein.</i></p>
<p><b>3. Information</b></p> <p>Family/ friend</p> <p>Birth country</p> <p>Married / single</p> <p>Children</p> <p>Future plans</p> <p>Free time</p> <p>Skills</p>	<p>Thein is my son-in-law.                  He comes from Myanmar.                  He's married to my daughter and they have a beautiful baby son.                  Thein wants to finish his English study. Then he wants to go to TAFE and learn about gardening. He works for a gardener two days a week. He loves gardening.                  Thein also likes playing soccer and going to the beach. He's a very good swimmer.</p>
<p><b>4. Your opinion</b></p>	<p>Thein is kind and friendly.</p>
<p><b>5. Thank you and questions</b></p>	<p><i>Thank you for listening.</i>  <i>Do you have any questions?</i></p>
















**5. The park**



● ○	○ ●
a park  a lake 	wetlands  toilets 

● ○ ●	● ○ ● ●
a car park  a playground  a bike track  a dog park  a river 	a picnic spot  a walking track  a drinking tap  a barbecue 

● ○ ● ○ ●	● ○ ● ● ○ ●
a picnic shelter 	an exercise station 

**a track** = a path

**a shelter** = a place with a roof

**wetlands** = a swamp



Find and say the names of places on the map with a partner.



## KELLIVALE PARK

### KEY















- Toilets
- Playground
- Exercise station
- Walking track
- Walking and bike track
- Picnic spot
- Picnic shelter
- Barbecue
- Dog park
- Drinking tap



Ask your partner about their local park.



**Short answers**  
 Yes, it does.  
 No, it doesn't.

Does it have		
1. <input type="checkbox"/>  a lake?	2. <input type="checkbox"/>  toilets?	3. <input type="checkbox"/>  wetlands?
4. <input type="checkbox"/>  a car park?	5. <input type="checkbox"/>  a playground?	6. <input type="checkbox"/>  a dog park?
7. <input type="checkbox"/>  a bike track?	8. <input type="checkbox"/>  a river?	9. <input type="checkbox"/>  a picnic spot?
10. <input type="checkbox"/>  a walking track?	11. <input type="checkbox"/>  a drinking tap?	12. <input type="checkbox"/>  a barbecue?
13. <input type="checkbox"/>  a picnic shelter?	14. <input type="checkbox"/>  an exercise station?	

②



Write about your partner's park.



My partner's park has \_\_\_\_\_  
 \_\_\_\_\_  
 \_\_\_\_\_  
 \_\_\_\_\_ and \_\_\_\_\_.






**A children's playground**

● ○					
	a bench		a tree		a bush
	a swing		a slide		a spade
	a fence		a gate		

● ○ ●					
1	a tree-house		a ladder		a sandpit
	a sunshade		a bucket		a see-saw





**Parwana talks to Sahra.**



1. What does Parwana talk about?

- an old playground
- a new playground

2. Parwana talks about the playground, because

- her children like the playground.
- Sahra's daughter will like the playground.
- she's going to the playground tomorrow.

3. Where is the playground?

- near the lake
- near the toilets
- near the car park

4. When did Parwana go there?

- on Friday
- on Saturday
- on Sunday

5. Parwana gives some information about the playground.

Information	True	False
<b>g.</b> The playground has a long slide.		
<b>h.</b> It has three swings.		
<b>i.</b> It has a sandpit.		
<b>j.</b> It has a see-saw.		
<b>k.</b> It has shady trees and a safety fence.		
<b>l.</b> It has a sunshade over the swings.		
<b>m.</b> Parwana's children really like the playground.		





<b>Parwana</b>	Hi Sahra.	
Sahra	Hi Parwana. Did you have a <u>nice</u> weekend?	really
<b>Parwana</b>	Yes. We went to the _____ playground in the park.	Saturday nice ✓
Sahra	Oh. When did you go there?	will like
<b>Parwana</b>	On _____.	new
Sahra	Did the children like it?	long
<b>Parwana</b>	They _____ liked it. Your daughter Hani _____ it too. It has a _____ slide and _____ swings. There's a sandpit and a _____.	love fence lake
Sahra	Oh yes. Hani will _____ it. Where's the playground?	sandpit shady
<b>Parwana</b>	It's near the _____.	next
Sahra	Is the playground _____?	two
<b>Parwana</b>	Yes. There are many _____ and there's a sunshade over the _____. The children are safe because the playground has a _____.	trees see-saw
Sahra	Let's go together _____ weekend.	
<b>Parwana</b>	Okay. Good idea.	





**Sahra asked Parwana some questions.**



1. Did you have a nice weekend?
2. Did the children like it?
3. Is the playground shady?

Yes I did.	No, I didn't.
Yes they did	No, they didn't.
Yes, it is	No, it isn't.



Did you have a nice weekend?

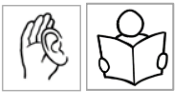


1. **What** did Parwana do on the weekend?
2. **When** did she go there?
3. **Where** is the playground?
4. **What** will Parwana and Sahra do next weekend?

- She went on Saturday.
- She went to the playground.
- They'll go to the playground together.
- It's near the lake.



1. **What** did you do on the weekend?
2. **Where** did you go?
3. **What** will you do next weekend?

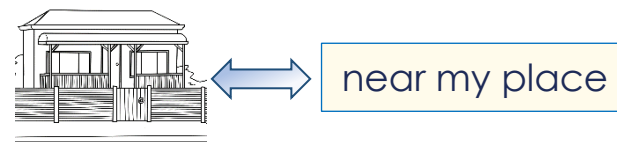
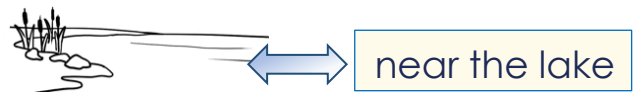
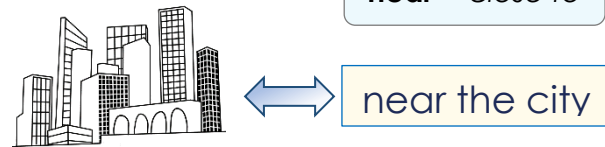


**Information about a favourite place**

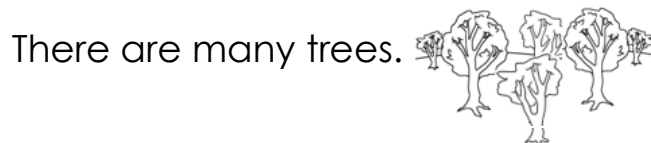
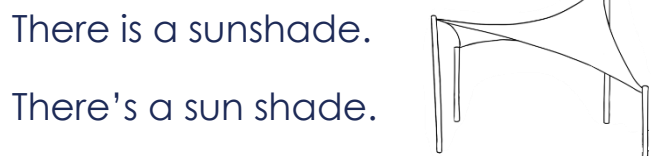

**Where is it?**



**near = close to**



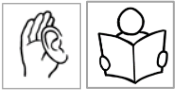
**Tell me about it.**



**What can you do there?**



①



**A talk about a favourite place**



Parwana wrote a plan for her talk.

I practised many times in class and with my family before my talk.



Plan	My favourite place – The new playground
<p><b>1. Greeting</b></p> <p>Say and write the place name.</p>	<p><i>Good morning/afternoon everyone.</i>  <i>My name is Parwana.</i></p> <p><i>Today I want to tell you about the new playground.</i></p>
<p><b>2. A photo</b></p>	<p><i>Here's a photo of the playground.</i></p>
<p><b>3. Information</b></p> <p>Where is it?</p> <p>Tell me about it.</p> <p>What can you do there?</p>	<p>The new playground is in the Kellivale Park near the lake.</p> <p>There's a long slide and a see-saw. There's a sandpit with a big sunshade over it. There are two swings and many trees. The playground has a safety fence.</p> <p>My children can play on the slide and in the sandpit. I can sit in the shade and watch them.</p>
<p><b>4. Your opinion</b></p>	<p>The playground is a fun safe place for my children.</p>
<p><b>5. Thank you and questions</b></p>	<p><i>Thank you for listening.</i>  <i>Do you have any questions?</i></p>

②



**A talk about my favourite place**



Plan	My favourite place _____
<p><b>1. Greeting</b></p> <p>Say and write the place name.</p>	<p>Good morning/afternoon everyone. My name is _____.</p> <p>Today I want to tell you about _____.</p>
<p><b>2. A photo</b></p>	<p>Here's a photo of _____.</p>
<p><b>3. Information</b></p> <p>Where is it?</p> <p>Tell me about it.</p> <p>What can you do there?</p>	<p>_____</p> <p>_____</p> <p>_____</p> <p>_____</p> <p>_____</p> <p>_____</p> <p>_____</p> <p>_____</p> <p>_____</p> <p>_____</p>
<p><b>4. Your opinion</b></p>	<p>_____</p> <p>_____.</p>
<p><b>5. Thank you and questions</b></p>	<p>Thank you for listening. Do you have any questions?</p>





Make sentences and ask questions in the **Present Tense**.



Sentences	Subject	Verb	Where	When
	I, You, We, They	go walk	to the park to the shop	every day. every week.
	He, She, It	go <b>es</b> walk <b>s</b>	to class to work	on Monday. on the weekend.

Questions				
<b>Do</b>	I, you, we, they	go walk	to the park to the shop	every day? every week?
<b>Does</b>	he, she, it		to class to work	on Monday? on the weekend?



a. go to class Do you every week?

*Do you go to class every week?*

b. to the shop Do on the weekend? they walk

c. she to work go Does on Monday?

d. walk every day? Does to class he

**6. An excursion to the park**

①  **A weather check**

I hope the weather is fine for our excursion.  
Let's listen to the weather report.



1. The report is about the weather

today.     tomorrow.     next week.

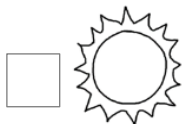
2. What day is the report for?

Tuesday     Wednesday     Thursday

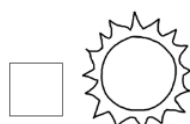
3. What is the date?

21 September     21 November     21 December

4. The weather in the morning will be



Sunny and hot 30°



Sunny and warm 25°



Cloudy and warm 20°

5. The weather in the afternoon will be



Wet and cold 14°



Windy and very cold 8°



Windy and cold 14°

②  

**A voice message on WhatsApp**



①

1. Where is Peter's class going?

to the library

to the park.

to the beach

I'll remind the students about the excursion tomorrow.



2. Where will they meet?

in the park

at the library

in the classroom

3. What time do they meet?

9:15

9:30

9:45

4. How long does it take to walk there?

25 minutes

20 minutes

15 minutes

5. They will have their morning tea at the picnic shelter near

the lake

the river

the playground

6. What should they bring?

a notebook

morning tea

a drink

7. What should they wear?

a hat

a raincoat

**comfortable** shoes

**comfortable** shoes = easy for walking

8. How will they get there?

by bus

by walking

by car

9. Peter says, 'Don't be \_\_\_\_\_.'

early / late / sick

②





playground	late	shoes
morning	park ✓	25
classroom	picnic	9:30
a hat	12:30	a drink



Don't forget our excursion to the park tomorrow. We'll meet in the \_\_\_\_\_ at \_\_\_\_\_ and be back by \_\_\_\_\_.

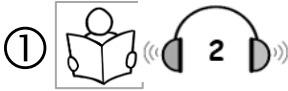
It takes about \_\_\_\_\_ minutes to walk to the park. Then we'll walk to the \_\_\_\_\_ shelter near the \_\_\_\_\_. We'll have our morning tea there. Please bring \_\_\_\_\_ and some \_\_\_\_\_ tea to share. Wear comfortable \_\_\_\_\_ and \_\_\_\_\_.

See you tomorrow and don't be \_\_\_\_\_.



1.	park	dark
2.	borrow	tomorrow
3.	street	meet
4.	back	pack
5.	bake	take
6.	when	then

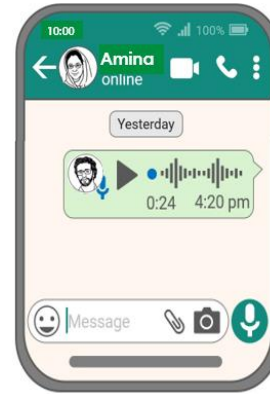
7.	ear	near
8.	tea	see
9.	wink	drink
10.	too	shoe
11.	share	square
12.	late	mate



**Amina's late.**

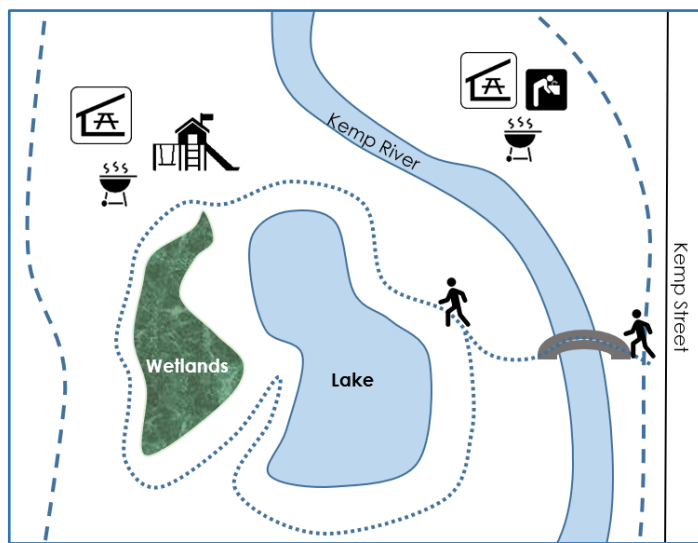


I'm late. Where's my class?  
I'll call my teacher.



1. Amina calls her teacher because she can't find
- a. her handbag.
  - b. her class.
  - c. her notebook.

2. Where is Amina?  
3. Where is her class?



4. Peter's directions		
a.	Walk over the bridge to the lake.	True False
b.	Turn left at the lake.	True False
c.	Walk round the lake to the wetlands.	True False
d.	We're at the picnic shelter.	True False
e.	We're next to the river.	True False

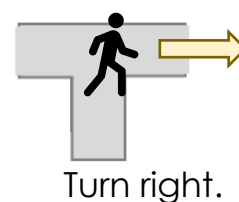
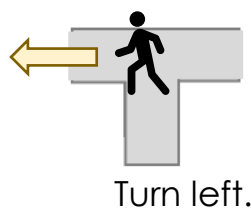
5. How does Amina feel?

- a. happy 😊
- b. sad 😞
- b. worried 😟
- c. tired 😴





<b>Amina</b>	Hello Peter.	bridge Where over on round behind worried ✓ picnic right left late soon shelter
Peter	Hi Amina.	
<b>Amina</b>	I'm <u>worried</u> . I can't find you.	
Peter	_____ are you?	
<b>Amina</b>	I'm <i>on</i> the little _____ near Kemp Street.	
Peter	Walk _____ the bridge to the lake. Then turn _____.	
<b>Amina</b>	Did you say turn _____?	
Peter	No, turn right. Walk _____ the lake to the playground. We're at the _____ shelter _____ the playground.	
<b>Amina</b>	You're at the picnic _____?	
Peter	That's right.	
<b>Amina</b>	Thanks Peter. I'm sorry I'm _____.	
Peter	Don't worry. See you _____.	



①



How do you feel?



Long	Short	
I am	I'm	happy. 😊
He is	He's	sad. 😞
She is	She's	worried. 😟
It is	It's	tired. 😫
You are	You're	interested. 🤔
We are	We're	sick. 🤒
They are	They're	

②

Long	Short	
I am	I'm	on an excursion.
He is	He's	in the park.
She is	She's	on the bridge.
It is	It's	at the picnic shelter.
You are	You're	in class.
We are	We're	at home.
They are	They're	

Where's everyone?



**Where's** = Where is











③







1.	I'm	She's	He's
2.	You're	We're	They're
3.	It's	She's	You're
4.	We're	They're	She's
5.	You're	He's	It's
6.	He's	It's	I'm

**7. A place to rent**



• ○	• ○ •
a house 	a bedroom 
a unit 	a bathroom 
a bath 	a laundry 
a deck 	a garage 
	a garden 
	a workshop 

• ○ • ○ •	• ○ • ○
a separate toilet 	a living room 
	a parking space 

○ • • ○ •
lithium batteries 

①



**A new home**



1. What are Linh and Parwana talking about?

- Parwana's new home
- Linh's new home
- the teacher's new home

2. What street is the new home in?

- Blue Street
- Dew Street
- View Street

3. How long does it take to walk to the shops?

- 5 minutes
- 10 minutes
- 15 minutes

4. The new home is

- a new house.
- an old house.
- an old unit.

5. The new home has

- a small garden.
- a big garden.
- two bedrooms.
- a front deck.
- a back deck.
- a garage.

6. The garage will be used for

- a car.
- a workshop
- an e-bike.



7. You can't keep e-bikes inside a house because

- they are oily and dirty.
- the batteries can catch fire.
- they are noisy.

8. Parwana didn't know about lithium batteries. She says,

- 😊 I'm glad.
- 🤔 That's interesting.
- 😟 That's worrying.

②



**glad** = happy

**charge** a bike = fill with electricity



<b>Linh</b>	I moved into my new <u>home</u> yesterday Parwana.	
Parwana	That's great Linh. _____ is it?	in
<b>Linh</b>	It's _____ View Street.	Street
Parwana	New Street?	home ✓
<b>Linh</b>	No. View _____, V - I - E - W.	shops
Parwana	Is it near the _____?	Where
<b>Linh</b>	Yes. It's only a _____-minute walk.	old
Parwana	So, tell me about your new home.	two
<b>Linh</b>	Well, it's an _____ house with _____ bedrooms. It has a small garden, a sunny _____ deck and a garage.	five
Parwana	Do you need a garage?	e-bike
<b>Linh</b>	Yes. I need a place for my _____.	fire
Parwana	Why can't you keep the bike _____?	back
<b>Linh</b>	I need to charge my bike _____ from the house because lithium batteries can catch _____.	interesting
Parwana	That's _____. I didn't know that.	inside
<b>Linh</b>	Yes. The batteries can be dangerous, so I'm glad we have a _____.	garage
		away


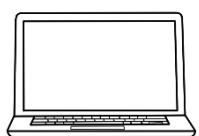


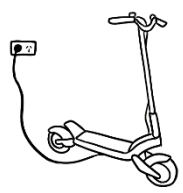








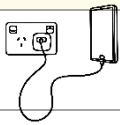


**lithium batteries**

What do you know about lithium batteries?

1. Lithium batteries are in

 a. <input type="checkbox"/> mobile phones.	 b. <input type="checkbox"/> laptops.	 c. <input type="checkbox"/> tablets.
 d. <input type="checkbox"/> e-bikes.	 e. <input type="checkbox"/> e-scooters.	 f. <input type="checkbox"/> toasters.
 g. <input type="checkbox"/> toys.	 h. <input type="checkbox"/> coffee pots.	 i. <input type="checkbox"/> power tools.

2. Is this true or false?

Information about lithium batteries	True	False
a. You can recharge the batteries. 		
b. You can charge them anywhere.		
c. They can be dangerous. 		
d. They can get very hot.		
e. The batteries can catch fire. 		
f. It's easy to put out a battery fire.		


3. What is safe?



a. <input type="checkbox"/> 	b. <input type="checkbox"/> 
c. <input type="checkbox"/> 	d. <input type="checkbox"/> 
e. <input type="checkbox"/> 	f. <input type="checkbox"/> 
g. <input type="checkbox"/> 	h. <input type="checkbox"/> 
i. <input type="checkbox"/> 	j. <input type="checkbox"/> 

②  

**8. Sale at the Op Shop**



**Linh talks to her friend.**



I bought some things at the OP Shop sale.

- When did Linh go to the sale?  
 on the weekend     yesterday     today
- She went to the sale because she wanted to buy things for  
 Chinese new Year.     her new home.     her brother.
- What did she buy?



4. Information about the vase	True	False
a. It's a glass vase.		
b. It's blue and white.		
c. It was made in Vietnam.		
d. It's 13 centimetres tall.		
e. It's very old.		

- Why is the vase special to Linh?  
 It's very old.  
 It's very beautiful.  
 It was very cheap.



**Information about a special object**

Where did you get it?

I bought it **at a shop**  **in the city.** 

It was **a gift**  **from**  \_\_\_\_\_.

Where was it made?

It was made in  \_\_\_\_\_.

What does it look like?


It's blue and white.  


It's big.  
 1 tbsp

It's small.  
 1 tsp

It's glass  


It's old.  It's new. 

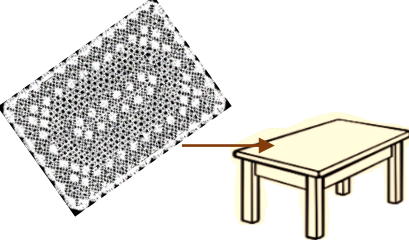
It's 30 centimetres long.  


It's wooden.  


What do you do with it?

I put flowers in it.  



I put books in it.  


I put it on the table.  




**Linh gives a talk about a special object.**


**an object** = a thing



Linh wrote a plan for her talk.

I practised many times in class and at home before my talk.



Plan	My talk – A special vase
<p><b>1. Greeting</b></p> <p>Say and write the name of the object.</p>	<p><i>Good morning/afternoon everyone. My name is Linh.</i></p> <p><i>Today I want to tell you about a special vase.</i></p>
<p><b>2. The special object</b></p>	<p><i>This is the vase.</i></p> 
<p><b>3. Information</b></p> <p>Where did you get the object?</p> <p>Where was it made?</p> <p>What does it look like?</p> <p>What do you do with it?</p>	<p><i>I bought this pottery vase last week at the Op Shop. It was very cheap, but it's very beautiful.</i></p> <p><i>It was made in China and is very old.</i></p> <p><i>It's blue and white and about 30 centimetres tall.</i></p> <p><i>I put flowers in it. I put it on my new table, in my new home.</i></p>
<p><b>4. Why is it special?</b></p>	<p><i>It's special because it's very old.</i></p>
<p><b>5. Thank you and questions</b></p>	<p><i>Thank you for listening. Do you have any questions?</i></p>



**A talk about a special object**



Plan	My talk _____
<p><b>1. Greeting</b></p> <p>Say and write the name of the object.</p>	<p><i>Good morning/afternoon everyone.</i></p> <p><i>Today I want to tell you about a special _____.</i></p>
<p><b>2. The special object</b></p>	<p><i>This is _____.</i></p>
<p><b>3. Information</b></p> <p>Where and when did you get the object?</p> <p>Where was it made?</p> <p>What does it look like?</p> <p>What do you do with it?</p>	<p>_____</p> <p>_____</p> <p>_____</p> <p>_____</p> <p>_____</p> <p>_____</p> <p>_____</p> <p>_____</p> <p>_____</p> <p>_____</p>
<p><b>4. Why is it special?</b></p>	<p><i>It's special because _____</i></p> <p>_____</p>
<p><b>5. Thank you and questions</b></p>	<p><i>Thank you for listening.</i></p> <p><i>Do you have any questions?</i></p>



**9. An invitation**

①  **Basam gets a voice message.**

1. Who is the voice message from?

- Ahmad
- Peter
- Amina

2. What is the message about?

- homework
- an invitation
- an excursion



3. What day is the barbecue?

- Sunday
- Saturday
- Friday

4. What time is the barbecue?

- 12:00
- 12:30
- 1:00

5. Where is the barbecue?

- 46 Baker Rd
- 36 Baker Rd
- 46 Laker Rd

6. Who will be there?

- Linh
- Amina's family
- Peter

7. What can Basam bring?

- fruit
- drinks
- nothing

8. Why is Amina having a barbecue?

- for fun
- for her birthday
- for Ahmad's birthday

9. When does Basam need to reply to Amina's invitation?

- tomorrow
- today
- tonight

② 




I'm having a barbecue. Would you like to come?
On the weekend.
On <b>Sunday</b> .
At 12:30.
At <b>12:30</b> .
At our place.
At <b>our</b> place.
Nothing. There'll be lots of food.
No, no. Thank you.
No, no. Thank you.
No, no. Just bring yourself.
Basam's coming too.
You can meet my family.
See you Sunday.




I'd love to come. When is it?
On Saturday?
What time?
At 2:30?
Where is it?
At <b>your</b> place?
What can I bring?
I'll bring a cake.
I'll bring a salad.
I'll bring a pizza.
Okay. Thanks Amina.
Great.
Great.
Great. See ya.


**10. The beach and the pool**

①   5 **Ko goes to the beach.**

1. What are they talking about?


- the weather
- the beach
- the wheelchair



2. Information	True	False
a. The wheelchair is comfortable.		
b. It's not easy to push.		
c. The tyres are very thin.		
d. The chair can go in the water.		
e. Ko should return the chair after 5.		
f. Ko can book the chair any day.		

3. The lifeguard said, *Stay between the*  
 rocks.       flags.       people.

4. The lifeguard also said to stay  
 in the shallow water.       in the deep water.

5.  What does it mean?

Book the chair.  
 shallow  
 return  
 free

take back

costs nothing

not deep


Put your name down for the chair.

②  




<b>Lifeguard</b>	Hello. Is the beach <u>wheelchair</u> comfortable?	very wheelchair ✓ in flags fat chair first water push  day return free shallow problem help beach Yes Before
Ko	Yes, _____ comfortable.	
<b>Lifeguard</b>	Have you used the _____ before?	
Ko	No. This is the _____ time.	
<b>Lifeguard</b>	The _____ tyres make the chair easy to _____ over the sand. You can take it in the _____ too.	
Ko	Yes. I want to go _____ the water.	
<b>Lifeguard</b>	Stay between the _____ and in the _____ water.	
Ko	When should I _____ the chair?	
<b>Lifeguard</b>	_____ 5.	
Ko	Can I book the chair any _____?	
<b>Lifeguard</b>	_____. The beach wheelchair is _____ because we want everyone to enjoy our beautiful _____.	
Ko	Thanks for your _____.	
<b>Lifeguard</b>	No _____. Have fun.	





**Swimming lessons**



② What questions will Parwana ask Sahra? 

do	want	does	go	can learn ✓
do	cost	does	go	lessons

1. Who can learn to swim?
2. Where \_\_\_\_\_ Hani \_\_\_\_\_ for swimming \_\_\_\_\_?
3. When \_\_\_\_\_ Hani \_\_\_\_\_ to the pool?
4. What \_\_\_\_\_ the lessons \_\_\_\_\_?
5. Why \_\_\_\_\_ you \_\_\_\_\_ Hani to learn to swim?




What does Sahra say?

**Who** can learn to swim?



babies



children



adults

**Where** does Hani go for swimming lessons?



**When** does Hani go to the pool?

November						
Mon	Tues	Wed	Thurs	Fri	Sat	Sun
1	2 Swimming	3	4	5	6	7
8	9 Swimming	10	11	12	13	14
15	16 Swimming	17	18	19	20	21
22	23 Swimming	24	25	26	27	28
29	30 Swimming	31				

November						
Mon	Tues	Wed	Thurs	Fri	Sat	Sun
1	2	3	4 Swimming	5	6	7
8	9	10	11 Swimming	12	13	14
15	16	17	18 Swimming	19	20	21
22	23	24	25 Swimming	26	27	28
29	30	31				

November						
Mon	Tues	Wed	Thurs	Fri	Sat	Sun
1	2	3	4	5 Swimming	6	7
8	9	10	11	12 Swimming	13	14
15	16	17	18	19 Swimming	20	21
22	23	24	25	26 Swimming	27	28
29	30	31				

**What** do the lessons cost?



**Why** do you want Hani to learn to swim?

to make her **strong**



to make her **safe** in the water



It's important learn to swim in **Australia**.



①



②



<b>Parwana</b>	<b>Who</b> can learn to swim Sahra? <u>Anyone?</u>	
Sahra	Yes. Anyone can learn, _____, children and _____.	does lessons goes babies
<b>Parwana</b>	<b>Where</b> does Hani go for swimming _____?	Pool adults
Sahra	We go to the Kellivale Swimming _____. It's in North Street, opposite the _____.	Anyone ✓
<b>Parwana</b>	<b>When</b> _____ Hani go to the pool?	Tuesday hospital
Sahra	Hani _____ to the pool on _____ morning, but there are different lesson times.	cost
<b>Parwana</b>	<b>What</b> do the lessons _____?	safe water
Sahra	I have a _____ Care Card, so I pay _____ a lesson.	Health enrol strong
<b>Parwana</b>	<b>Why</b> do you _____ Hani to learn to swim?	\$15 too
Sahra	Swimming will make her _____. I want Hani to be _____ in the water. It's important to learn to swim in _____.	Australia want
<b>Parwana</b>	I want my children to be safe in the _____. I'll _____ them in classes _____. Thanks for the information Sahra.	












Who's that in the photo Amina?

It's my granddaughter Bibi. She's learning to swim.



Basam	Amina
Who can learn to swim?	Anyone.
Where can you learn?	At the pool.
When can you learn?	Anytime.
What does it cost?	I'm not sure.



Questions	Me	Partner 1	Partner 2	Partner 3
1. Can you swim? 				
2. Can you cook? 				
3. Can you ride a bike? 				
4. Can you sew? 				
5. Can you fix things? 				
6. Can you drive? 				
7. Can you play the piano? 				
8. Can you play soccer? 				
9. Can you dance? 				

# 11. A quick and easy meal



Can you cook Basam?

No, but I want to learn.



I can teach you. Here's a pizza recipe with only six ingredients.



②




③



ingredients = \_\_\_\_\_

 a tomato a tomato	 a potato	 feta cheese
 an onion	 a pizza base	 mozzarella cheese
 an egg	 garlic	 mushrooms
 an eggplant	 parsley	 black sesame seeds



Is the pizza easy to make Ahmad?



Yes, easy and quick. I'll tell you how to make it.

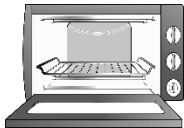
1. Why is Ahmad talking about pizza?

- He eats pizza every day.
- Basam wants to learn to cook.
- Ahmad has an easy recipe.

**2. Instructions**

True

False



a. **Heat** the oven to 100°C.



b. **Grate** a cup of mozzarella cheese.



d. **Chop** 1/2 cup of parsley.



e. **Break** an egg into a bowl.



f. **Add** the cheese and parsley.



g. **Add** 2 teaspoons of black sesame seeds.

h. **Mix** together and spread on the pizza base.



i. **Cook** for 10 minutes.

②






**What happened?**

1. What are Basam and Ahmad talking about?

- Basam's cooking
- Ahmad's hand
- Ahmad's pizza



2. What did Ahmad cook yesterday?

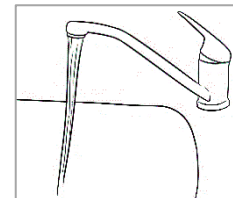
-  noodles
-  fried eggs
-  a pizza

3. What happened to his hand?

- He burnt his hand.
- He cut his hand.
- He broke his hand.

4. What did Ahmad do quickly?

- He put his hand in salty water.
- He put his hand in cold running water.
- He put his hand in warm water.



5. How long did he keep his hand in water?

- 3 minutes
- 6 minutes
- 10 minutes

6. Why did he put his hand in water? He wanted to

- warm his hand.
- cool his hand.
- wash his hand.





<b>Basam</b>	What <u>did</u> you <u>do</u> to your hand Ahmad?	hurt
Ahmad	I _____ it. I _____ a pizza yesterday and _____ my hand on the pan.	kept
<b>Basam</b>	Oh no.	did✓
Ahmad	Yes it really _____, but I quickly _____ my hand in cold running water. I _____ it there for 10 minutes.	do✓
<b>Basam</b>	_____ that _____?	better
Ahmad	Yes. The water _____ the burn. It's much _____ today.	made
		burnt
		burnt
		cooled
		put
		Did
		help



Present
do
burn
make
hurt
put
keep

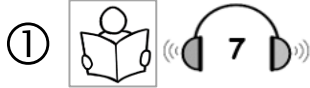
Past
burnt
put
kept
did
made
hurt

Present	Past
do	_____
burn	_____
make	_____
hurt	_____
put	_____
keep	_____

help
cool

cooled
helped

help	_____
cool	_____



**Linh talks to Wendy.**



1. What are Linh and Wendy talking about?

- Linh's recipe
- Linh's accident
- Linh's homework

2. What did Linh cook yesterday?

-  noodles
-  fried eggs
-  a pizza

3. On the weekend, Linh hurt

- her hand.
- her head.
- her leg.

4. What did she do after her accident? She put

- an ice pack on her head.
- an ice pack on her leg.
- her hand in warm water.

5. What did she do next? She sat down

- with her head up.
- with her leg up.

6. How long did she sit?

- 15 minutes
- 20 minutes
- 25 minutes

7. How does Linh feel today?

- not well
- better
- much better

② **limping =**

**slipped =**  
**fell =**

**dropped =**

**ice pack =**



①



②



<b>Wendy</b>	You're <u>limping</u> Linh.	dropped cooked limping ✓ didn't hit didn't see hurt happened slipped slipped fell fell feel sat 20 put was
Linh	Yes. I _____ and _____ on the weekend.	
<b>Wendy</b>	What _____?	
Linh	I _____ some noodles for lunch and _____ some on the floor.	
<b>Wendy</b>	Oh?	
Linh	I _____ the noodles and _____ on them. I _____ on my leg.	
<b>Wendy</b>	Oh dear.	
Linh	It really _____ so I _____ an ice pack on my leg. Then I _____ with my leg up for _____ minutes. I _____ lucky I _____ my head.	
<b>Wendy</b>	How do you _____ today?	
Linh	Much better.	

③



am	was
fall	
hurt	
put	
sit	

④



slip	
happen	
drop	
cook	

## 12. Information transcripts

### **Wendy's Talk** Page 10

Mike is my younger brother. He came to Australia from England six years ago. He lives in Sydney now with his wife and two children. He works for a solar power company. He loves camping with his family in the holidays. My brother is hard-working and kind. He's also a great cook.

---

### **Ko's Talk** Page 11

Thein is my son-in-law. He comes from Myanmar. He's married to my daughter and they have a beautiful baby son. Thein wants to finish his English study. Then he wants to go to TAFE and learn about gardening.

He works for a gardener two days a week. He loves gardening. Thein also likes playing soccer and going to the beach. He's a very good swimmer. He's kind and friendly.

---

### **The weather report** Page 25

Here's the Kellivale weather report for tomorrow, Tuesday 21 November. It'll be warm and sunny in the morning with a temperature of 25 degrees. The weather will change in the late afternoon. It will be windy and cold. The temperature will drop to 14 degrees.

**A talk about lithium batteries** Page 35

Lithium batteries are everywhere. The batteries are in mobile phones, toys, laptops, tablets, e-scooters, e-bikes and power tools. You can recharge them, but they can be dangerous. Be careful where you charge them. The batteries can get very hot and catch fire. Battery fires are very hard to put out. Here are some safety tips:

- Unplug the battery when it is fully charged.
  - Use the correct charger.
  - Charge batteries out of sunlight.
  - Charge batteries on a table or desk.
  - Put old batteries in a battery recycling bin.
- 

**Linh's talks to her friend** Page 36

I wanted some things for my new home, so I went to the sale at the OP Shop today. Everything was half price and I bought a lamp, a table and a beautiful pottery vase. The vase is very old and was made in China. It's blue and white and about 30 centimetres tall. It's special because it's very old.

---

**Amina's voice message to Basam** Page 40

Hi Basam. This is Amina. Can you come to a BBQ at my place on Sunday. It's at 12:30? My address is 48 Baker Rd. It's my birthday and you can meet my family. I want to invite Ahmad too. Don't bring any food. We'll have lots of food. Can you let me know tomorrow? Bye.

---

**Cooking instructions** Page 49

1. Heat the oven to 180°C.
  2. Grate a cup of mozzarella cheese.
  3. Grate  $\frac{1}{2}$  cup of feta cheese.
  4. Chop  $\frac{1}{2}$  cup of parsley.
  5. Break an egg into a bowl.
  6. Add the cheese, parsley and a teaspoon of black sesame seeds to the bowl.
  7. Mix together and spread on the pizza base.
  8. Bake in the hot oven for 15 minutes.
-

