

# English Ready

22638VIC Certificate 1 in EAL  
VU23503 Read and write short simple messages and forms

## Student Workbook



8:30 am

Hi Wendy  
I can't come today  
because I'm sick.  
I'll go to the doctor  
this afternoon.  
Parwana

Kellivale Learning Centre		Student Enrolment Form	
		Please use CAPITAL letters. <input checked="" type="checkbox"/> Tick the box.	
First name			
Family name			
Gender	<input type="checkbox"/> Male	<input type="checkbox"/> Female	<input type="checkbox"/> Other
Date of birth			
Country of birth			
Date of arrival in Australia			
Address	Street		
	Suburb/Town		
	Postcode		
Phone number			

Student	_____
Teacher	_____
Class	_____
Date	_____

**Design team:** Vicki Hambling, Sue Paull, Frida Dean, Glenise Kleehammer and Mary Wallace

**Illustrations:** Madelena Scott

**Illustrations acknowledgements:**

Drawing pin [This Photo](#) by Unknown Author is licensed under [CC BY-NC](#)

Emojis, [This Photo](#) by Unknown Author is licensed under [CC BY-SA](#)

Dates: vecteezy\_ramadan-dried-date-isolated-coloring-page-for-kids\_14743623

Community Centre icon – <https://iconscout.com/ConnectionIconinLineStyle/jemismali>

**Acknowledgements:** The design team would like to thank the AMEP service providers and practitioners who participated in the trial and gave valuable feedback. The team would also like to acknowledge the use of the EAL Framework which underpins the design of this book.

---

Copyright of the EAL Framework is reserved to the Crown in the right of the State of Victoria.  
© State of Victoria (Department of Education and Training) 2023.

Use of all or part of this document must include the following attribution:



© Commonwealth of Australia 2024

With the exception of the Commonwealth Coat of Arms, the department's logo, any material protected by a trade mark and where otherwise noted all material presented in this document is provided under a Creative Commons Attribution 4.0 International (<https://creativecommons.org/licenses/by/4.0/>) licence.

The details of the relevant licence conditions are available on the Creative Commons website (accessible using the links provided) as is the full legal code for the CC BY 4.0 licence (<https://creativecommons.org/licenses/by/4.0/legalcode>).

As far as practicable, material for which the copyright is owned by a third party will be clearly labelled. The department has made all reasonable efforts to ensure that this material has been reproduced in this document with the full consent of the copyright owners.

Copyright requests and enquiries concerning usage not addressed by the CC BY 4.0 licence should be addressed to: [comms@homeaffairs.gov.au](mailto:comms@homeaffairs.gov.au) at the Department of Home Affairs.

The terms of use for the Commonwealth Coat of Arms are available from the [It's an Honour](#) website.

Where a copyright owner, other than the Commonwealth, is identified with respect to this material, please contact that third party copyright owner directly to seek permission.



*This workbook is designed to be used with the support of a teacher.*

## Table of Contents

1.	Workbook Instructions.....	3
2.	Meet the students and teachers.....	4
3.	The alphabet – Letter names.....	5
4.	Words on forms .....	7
5.	Read and fill in forms.....	11
6.	Messages to teachers.....	15
7.	Spelling.....	23
8.	Special events.....	25
9.	An excursion.....	29
10.	What's on the notice? .....	33
11.	Text messages to friends.....	37

# 1. Workbook Instructions




1. listen



\_\_\_\_\_

2. say



\_\_\_\_\_

3. repeat



\_\_\_\_\_

4. clap



\_\_\_\_\_

5. ask questions



\_\_\_\_\_

6. spell



\_\_\_\_\_

7. match



\_\_\_\_\_

8. Work with a partner



\_\_\_\_\_

9. read



\_\_\_\_\_

10. write



\_\_\_\_\_

11. copy



\_\_\_\_\_

12. circle



\_\_\_\_\_

13. tick



\_\_\_\_\_

14. highlight



\_\_\_\_\_

## 2. Meet the students and teachers.




**At the AMEP Centre**

**Meet the students.**  
This is Amina, Ahmad and Basam.

**Meet their teacher.**  
This is Peter.




Amina



Ahmad



Basam



Peter

**At the Learning Centre**

**Meet the students.**  
This is Parwana, Linh and Ko.

**Meet their teacher.**  
This is Wendy.



Parwana



Linh

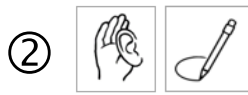


Ko



Wendy

### 3. The alphabet – Letter names



**Capital letters = Block letters**

A	B	C	D	E	F	G	H	I	J	K	L	M
N	O	P	Q	R	S	T	U	V	W	X	Y	Z

**Small letters**

a	b	c	d	e	f	g	h	i	j	k	l	m
n	o	p	q	r	s	t	u	v	w	x	y	z

②  **Capital letters**

a	B	c	D	e	F	G	h	i	J	k	L	m
N	o	P	q	R	S	T	u	V	w	x	Y	Z

③   **Vowels**

a	b	c	d	e	f	g	h	i	j	k	l	m
n	o	p	q	r	s	t	u	v	w	x	y	z

④   **Consonants**

a	b	c	d	e	f	g	h	i	j	k	l	m
n	o	p	q	r	s	t	u	v	w	x	y	z

**A name survey**



What's your name?

Can you spell that please?

A	Amina	
B	Basam	
C		
D		
E		
F		
G		
H		
I		
J		
K	Ko	
L	Linh	
M		
N		
O		
P	Parwana	
Q		
R		
S		
T		
U		
V		
W	Wendy	
X		
Y		
Z		




## 4. Words on forms



Words on forms		Write in your language
<b>First name</b> [Given name]		
<b>Family name</b> [Surname / Last name]		
<b>Title</b> <i>Mr, Ms, Mrs, Miss, Other</i>		
<b>Gender</b> [Sex] <i>Male, Female, Other</i>		
<b>Marital status</b> <i>Single, Married, Widowed, Divorced, De facto</i>		
<b>Date of birth</b> <i>day/ month/ year</i>		
<b>Date of arrival in Australia</b>		
<b>Country of birth</b>		
<b>Language</b>		
<b>Address</b>		
<b>Email address</b>		
<b>Phone number</b>		
<b>Signature</b>		
<b>Emergency contact</b>	<b>name</b>	
	<b>relationship</b>	
	<b>phone number</b>	

①



First name	Amina	Ming	Basam	<b>You</b>
				
Title	Mrs	Dr	Mr	
Marital status	married	widowed	single	
Gender	Female	Male	Male	
Country of birth	Afghanistan	China	Iraq	
Language	Pashto	Mandarin	Arabic	

②



What's your first name?

What's your country of birth?

What's your language?

③



Can you spell that please?

First name		
Country of birth		
Language		



**Instructions on forms**

**H HOSPITAL** **Kellivale Hospital Patient Form**

Write in CAPITAL LETTERS.  
 Tick the box.

Title  Mr  Mrs  Ms  Miss  Other \_\_\_\_\_

Family Name

Given Name

1. Write in CAPITAL LETTERS

Write in BLOCK LETTERS

ABCD EFG HIJK LMNOP  
 QRST UVW XYZ

2. Use a black pen.



Use a blue pen.



3.  Tick the boxes.

4. Basam writes his full name in CAPITAL letters in the boxes.

**FAMILY NAME**


R	A	D	I									
---	---	---	---	--	--	--	--	--	--	--	--	--

**FIRST NAME**

B	A	S	A	M								
---	---	---	---	---	--	--	--	--	--	--	--	--

②   Circle the CAPITAL letters.

b	G	n	i	D	m	l	T	N	e	R	p	A
B	g	N	l	d	M	L	t	n	E	r	P	a

③  Write **your** full name in CAPITAL letters in the boxes.

**FAMILY NAME**

--	--	--	--	--	--	--	--	--	--	--	--	--

**FIRST NAME**

--	--	--	--	--	--	--	--	--	--	--	--	--



Words on forms		Use CAPITAL LETTERS. <input checked="" type="checkbox"/> Tick the boxes.
<b>First name</b> [Given name]		
<b>Family name</b> [Surname / Last name]		
<b>Title</b>		<input type="checkbox"/> Mr <input type="checkbox"/> Ms <input type="checkbox"/> Mrs <input type="checkbox"/> Miss <input type="checkbox"/> Other
<b>Gender</b> [Sex]		<input type="checkbox"/> Male <input type="checkbox"/> Female <input type="checkbox"/> Other
<b>Marital status</b>		<input type="checkbox"/> Single <input type="checkbox"/> Married <input type="checkbox"/> Widowed <input type="checkbox"/> Divorced <input type="checkbox"/> De facto
<b>Date of birth</b>		
<b>Date of arrival in Australia</b>		
<b>Country of birth</b>		
<b>Language</b>		
<b>Address</b>		
<b>Email address</b>		
<b>Phone number</b>		
<b>Signature</b>		
<b>Emergency contact</b>	<b>name</b>	
	<b>relationship</b>	
	<b>phone number</b>	

**5. Read and fill in forms.**



Kellivale  
Learning  
Centre

**Student Enrolment Form**

Please use CAPITAL letters.  Tick the box.

First name	PARWANA		
Family name	SAIKAL		
Gender	<input type="checkbox"/> Male	<input checked="" type="checkbox"/> Female	<input type="checkbox"/> Other
Date of birth	09 / 05/ 1998		
Country of birth	Afghanistan		
Date of arrival in Australia	12 / 01/ 2023		
Address	Street	48 BAKER ROAD	
	Suburb/Town	KELLIVALE	
	Postcode	2421	
Phone number	0476 756 932		
Email address	parwana27@gmail.com		
Signature	PSaikal	Date	2023

**Answer questions about Parwana's form.**



①  Circle the instructions on the form.

②  Tick one answer for each question.

1. Parwana did not use capital letters to write her

family name.       country of birth.       address.

2. What is her date of birth?

09/06/1998       09/05/1997       09/05/1998

3. When did she arrive in Australia?

12/01/2023       12/01/2022       22/01/2023

4. What is the name of her street?

Baker Street       Banner Road       Baker Road

5. Did Parwana sign the form correctly?       Yes       No

6. Did she write the date correctly?       Yes       No

7. Why did Parwana fill in the form?

She wants to enrol in swimming lessons.


She wants to enrol in an English class.

She wants to join the library.

③  Check your work.



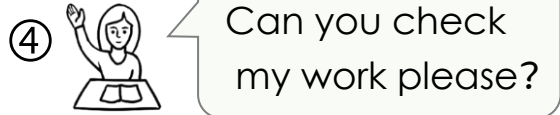
**Complete the student enrolment form.**

 <p>Kellivale Learning Centre</p>		<p style="text-align: center;"><b>Student Enrolment Form</b></p> <p style="text-align: center;"><i>Please use CAPITAL letters.</i> <input checked="" type="checkbox"/> <i>Tick the box.</i></p>	
First name			
Family name			
Gender		<input type="checkbox"/> Male	<input type="checkbox"/> Female <input type="checkbox"/> Other
Date of birth			
Country of birth			
Date of arrival in Australia			
Address	Street		
	Suburb/Town		
	Postcode		
Phone number			
Email address			
Signature		Date	



You fill in this form to enrol in classes

at the AMEP Centre.  at the Learning Centre.  at the library.





Student Enrolment Form

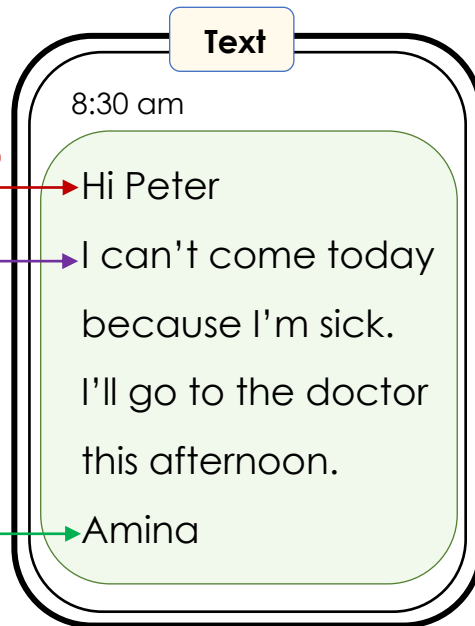
Please use capital <u>letters.</u>	
First <u>name</u>	
Family name	
Gender	
Date of birth	
Country of birth	
Date of arrival in Australia	
Address	Street
	Suburb / Town
	Postcode
Phone number	
Email address	
Signature	Date

F	A	M	I	L	Y	U	P	N
I	L	P	L	E	A	S	E	A
R	B	I	R	T	H	E	C	M
S	E	D	A	T	E	O	A	E
T	N	A	M	E	A	F	P	S
A	U	S	T	R	A	L	I	A
E	P	F	G	S	B	O	T	R
I	H	L	E	L	I	F	A	R
C	O	U	N	T	R	Y	L	I
I	N	N	D	A	T	S	A	V
P	E	F	E	O	H	U	D	A
O	R	O	F	D	M	B	D	L
S	I	G	N	A	T	U	R	E
T	O	W	N	T	I	R	E	E
C	D	A	T	E	N	B	S	M
O	A	D	D	R	E	S	S	A
D	S	T	R	E	E	T	.	I
E	N	U	M	B	E	R		L

## 6. Messages to teachers



### Read messages



1. Who wrote the text?

\_\_\_\_\_

2. What is the greeting?

\_\_\_\_\_


3. Why did Amina send a text?

- She'll be late for class.
- She can't come to class today.
- She is on holiday.



1. The greeting

2. The closing.



**Text**

**Reply**



4:15 pm

Hi Wendy

I can't come to class tomorrow because I have a dentist appointment.

See you on Thursday.

Ko

4:30 pm

Hi Ko

Thanks for your message. It's difficult with appointments, but can you try to make them outside class time?

See you Thursday.

Wendy

②  Circle the greetings and closings.

③ 

- |                                     |                                                   |                                                |
|-------------------------------------|---------------------------------------------------|------------------------------------------------|
| 1. Tomorrow, Ko                     | <input type="checkbox"/> can come to class.       | <input type="checkbox"/> can't come to class.  |
| 2. He has an appointment            | <input type="checkbox"/> at the dentist.          | <input type="checkbox"/> at the doctor.        |
| 3. Ko's appointment is              | <input type="checkbox"/> on Thursday.             | <input type="checkbox"/> tomorrow.             |
| 4. He'll be back in class           | <input type="checkbox"/> on Thursday.             | <input type="checkbox"/> tomorrow.             |
| 5. Wendy said,                      | <input type="checkbox"/> Thanks for your message. | <input type="checkbox"/> Thanks for your text. |
| 6. Can you try to make appointments | <input type="checkbox"/> in class time.           | <input type="checkbox"/> outside class time.   |



**Long and short**

Long	be	Short
I am		I'm
he is		he's
she is		she's
it is		it's
you are		you're
we are		we're
they are		they're

②  the long form

1. I am I'm very sorry.
2. She's She is sick today.
3. You are You're late today.



Long	will	Short
I will		I'll
he will		he'll
she will		she'll
it will		it'll
you will		you'll
we will		we'll
they will		they'll

④  the short form

1. I will come tomorrow.  
\_\_\_\_\_.
2. He will go to the doctor.  
\_\_\_\_\_.
3. We will see you later.  
\_\_\_\_\_.


⑤  the short form

Long	can	Short
cannot		can't

1. I cannot can't come tomorrow.
2. They cannot can't be late.



**Syllables**

Word	morning
<b>Break</b>	mor  ning
Syllables	mor    ning 1        2


cold ✓	flu	Covid	headache
fever	problem	late	hospital
doctor	dentist	daughter	son
overseas	appointment	morning	afternoon
inspection	come	have	going



One syllable	Two syllables	Three syllables
<i>class</i>	<i>coming</i>	<i>instructions</i>
<i>cold</i>		







**Joining words**

You can't go to school today Bibi,  
**so** I'll send a text to your teacher.  
 What's your teacher's name?



Mrs Conway.



8:15 am

Hello Mrs Conway  
 Bibi can't come to  
 school today  
**because** she has  
 a cold. Maybe she  
 can come tomorrow.  
 Regards  
 Parwana



1. The greeting
2. The closing.



1. Who wrote the message? \_\_\_\_\_
2. Who did she write to? \_\_\_\_\_
3. Bibi can't go to school **because** \_\_\_\_\_.



Can Bibi go to school tomorrow?

Yes

Maybe

No

①



**Join the sentences.**

Sentence 1	Bibi can't come to school today.
Sentence 2	She has a cold.

Bibi can't come to school today **because** she has a cold.

- I can't come to class \_\_\_\_\_ my child is sick.
- I'll be late for class today \_\_\_\_\_ the bus was late.

②



Sentence 1	Bibi has a cold.
Sentence 2	She can't come to school today.

Bibi has a cold **so** she can't come to school today.

- I have a house inspection \_\_\_\_\_ I can't come to class.
- I missed the train \_\_\_\_\_ I'll be late for class.

③



1. **because** to class I have I can't come a cold.

---

2. **so** today. I missed the bus I'll be late

---

# 7. Spelling

Learn to spell words in messages.


 <b>Look at</b> the word.  <b>Say</b> it aloud.	 <b>Cover</b> the word.  <b>Write</b> the word.	 <b>Check</b> the spelling.  <b>Write</b> it again.
hello	hello	hello
I'm		
sorry		
can't		
come		
class		
sick		
appointment		
doctor		
dentist		
I'll		
today		
tomorrow		
Monday		
Tuesday		
Wednesday		
Thursday		
Friday		



hello	sorry	come	class	late
appointment	house	inspection	doctor	dentist
headache	sick	today	tomorrow	Monday
Tuesday	Wednesday	Thursday	Friday	weekend
train	park	because	have	child

l	a	b	c	d	T	h	u	r	s	d	a	y	t	e
a	p	p	o	i	n	t	m	e	n	t	f	g	o	h
t	i	j	k	n	l	h	a	v	e	m	c	o	m	e
e	T	u	e	s	d	a	y	o	h	e	l	l	o	p
q	r	t	s	p	t	u	v	d	o	c	t	o	r	w
M	x	r	b	e	c	a	u	s	e	y	z	a	r	b
o	c	a	d	c	e	f	g	h	i	j	k	l	o	m
n	o	i	p	t	q	w	e	e	k	e	n	d	w	r
d	e	n	t	i	s	t	v	a	w	c	l	a	s	s
a	s	t	u	o	F	r	i	d	a	y	x	y	p	t
y	W	e	d	n	e	s	d	a	y	z	a	b	a	o
c	d	e	f	g	h	i	j	c	h	i	l	d	r	d
s	o	r	r	y	k	c	l	h	o	u	s	e	k	a
m	n	o	s	i	c	k	p	e	q	r	s	t	u	y

**8. Special events**




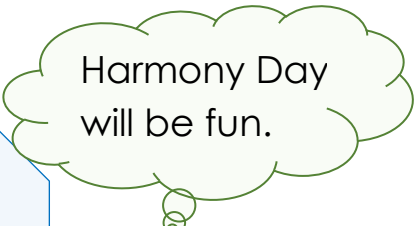
**Celebrate**  
**Harmony Day**  
**Thursday 21 March**

Art and craft in the classrooms  
10:30 – 12:30

Lunch in the garden  
12:30 – 1:30

Singing and dancing in the canteen  
1:30 – 2:30

*Wear orange or traditional clothes.*



1. Harmony day is on \_\_\_\_\_.
2. There will be art and craft in \_\_\_\_\_.
3. Lunch will be in \_\_\_\_\_.
4. There will be singing and dancing in \_\_\_\_\_.
5. Lunch will be at \_\_\_\_\_ to \_\_\_\_\_.
6. Singing and dancing will be at \_\_\_\_\_ to \_\_\_\_\_.
7. Wear \_\_\_\_\_ or traditional clothes.



Copy the sentences into your notebook.





I want to remind the students about Harmony Day this week.



Hello students  
 Don't forget  
 Harmony Day on  
 Thursday. Bring  
 a plate of food  
 to share and  
 wear orange or  
 traditional clothes.  
 This is a special day  
 to celebrate and  
 be together.  
 Peter



1. The greeting
2. The closing
3. Peter wrote to remind students
4. Students need to bring
5. Students need to wear orange
6. Peter said this is a special day

Peter

a plate of food.

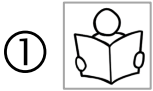
Hello students

about Harmony Day.

to celebrate.

or traditional clothes.





**raise money** = ask people to give money

**Our centre wants to raise money  
for cancer.**

**Australia's Biggest Morning Tea**  
in the community garden



**Wednesday 1 May at 10:30**

Coffee, tea and juice  
Cakes and biscuits.

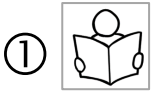
*Give a gold coin donation.  
Bring a cup or a mug.*

That's a good idea.

Yes it is.



1. What is the event? *Australia's biggest* \_\_\_\_\_
2. Why does the centre want to raise money? for \_\_\_\_\_
3. Where will the event be? in the \_\_\_\_\_
4. When will it be? on \_\_\_\_\_  
at \_\_\_\_\_
5. What can you drink? \_\_\_\_\_
6. What do you need to bring? a \_\_\_\_\_ or a \_\_\_\_\_
7. What can you eat? \_\_\_\_\_
8. How much do you need to give? a \_\_\_\_\_



I'll email the students about the morning tea.



**Morning tea tomorrow**

Level1students@Kellivalelearningcentre.com.au

Morning tea tomorrow

Hello students

Don't forget our special morning tea tomorrow at 10:30.  
We want to raise lots of money to help people with cancer.  
Bring a gold coin and a cup or a mug.

See you tomorrow.  
Wendy

Comic Sa... | T | B | I | U | A | | | | |

Send | A | | | | | | | |



1. The greeting \_\_\_\_\_
2. The closing \_\_\_\_\_



1. Wendy emailed the students
2. Students need to bring
3. Students need to bring a cup
4. The centre wants to raise
5. The money is to help

lots of money.
people with cancer.
about the morning tea.
a gold coin.
or a mug.



Copy the sentences into your notebook.



**9. An excursion**



on Monday

**Excursion**

- When:** Tuesday 5 June
- Where:** Kellivale Market
- Leave time:** 9:30 am
- Return time:** 1:00 pm
- Meet:** the bus stop
- Bus fare:** \$5.50
- Bring:** money, concession card and a shopping bag



Tomorrow we'll go on an excursion.



*Fill in the form and give it to your teacher before Tuesday.*

*If you can't come on Tuesday please call: 0400 789 651*



1. When is the excursion? on \_\_\_\_\_
2. Where will the class go? to the \_\_\_\_\_
3. What time will the class leave? at \_\_\_\_\_
4. Where will the class meet? at \_\_\_\_\_
5. What will students need to bring? money, a \_\_\_\_\_  
\_\_\_\_\_, and a \_\_\_\_\_
6. What time will the class return? at \_\_\_\_\_
7. What will students do before Tuesday? \_\_\_\_\_ the form
8. What will students do if they can't come? Call \_\_\_\_\_



**You** can come on the excursion with us.  
Please fill in this form.



Excursion Form

Please use BLOCK LETTERS  Tick the boxes.


<b>Full name</b>			
<b>Mobile number</b>			
<b>Excursion to</b>			
<b>Date</b>			
<b>Leave time</b>		<b>Return time</b>	
<b>Meeting place</b>			
<b>Cost</b>			
<b>Concession card</b>		<input type="checkbox"/> Yes	<input type="checkbox"/> No
<b>Emergency contact</b>	<b>name</b>		
	<b>relationship</b>	<input type="checkbox"/> family _____	<input type="checkbox"/> friend
	<b>phone number</b>		

② Check your work.

③ Can you check my work please?



on Tuesday



subject	verb	object	where	when
1. The class	goes	-	to the market	on Tuesday.
2. They	get on	the bus	-	at 9:30.
3. The students	look around	the market.	-	-
4. They	buy	fruit and vegetables.	-	-
5. They	have	lunch	-	at 12 o'clock.
6. The students	speak	English	-	all day.
7. They	get back	-	to the centre	at 1 o'clock.



<b>Present</b>	go	get on	look around	buy
<b>Past</b>	went			

<b>Present</b>	have	speak	get back
<b>Past</b>			



1. went on Tuesday. The class to the market

2. got on the bus They at 9:30.

3. looked around the market. The students


4. bought They fruit and vegetables.

5. had at 12 o'clock. They lunch

6. spoke The students all day. English

7. got back to the centre They at 1 o'clock.

**10. What's on the notice?**



**At the library**

**Kellivale Library**

**English Conversation Group**

Improve your English in a small friendly group. The group meets in Meeting Room 2 and is led by a volunteer tutor.

**Friday 10:00 – 11:00**  
**1:30 – 2:30**

**It is free to join and all are welcome.**

Apply at the Information desk.



1. The notice is about an English Conversation Group.	Yes	No
2. It is a large friendly group.	Yes	No
3. The group meets in Meeting Room 3.	Yes	No
4. It is led by a volunteer tutor.	Yes	No
5. The group meets on Friday at 12:30.	Yes	No
6. It costs nothing to join.	Yes	No
7. Amina can apply at the information desk.	Yes	No





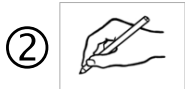
Certainly. Can you fill in this form?

I'd like to join the English Conversation Group please.




**Amina's details**  
 Mrs Amina Tarukh  
 0466 379 142  
[ATarukh13@gmail.com](mailto:ATarukh13@gmail.com)  
 Best time: 1:30 – 2:30

**Library Card**   
 Amina Tarukh  
 1051180  




Fill in the form for Amina.

 <b>Kellivale Library</b>		Please use BLOCK LETTERS		
<b>English Conversation Group</b>		<input checked="" type="checkbox"/> Tick the boxes		
<b>Full Name</b>				
<b>Title</b>	<input type="checkbox"/> Mr	<input type="checkbox"/> Ms	<input type="checkbox"/> Mrs	<input type="checkbox"/> Miss
<b>Phone number</b>				
<b>Email address</b>				
<b>Library member</b>	<input type="checkbox"/> Yes	<input type="checkbox"/> No	<b>Card number</b> _____	
<b>Best time</b>	<input type="checkbox"/> 10:00 – 11:00	<input type="checkbox"/> 1:30 – 2:30		



**Swimming lessons**



a baby



a toddler




a child




an adult



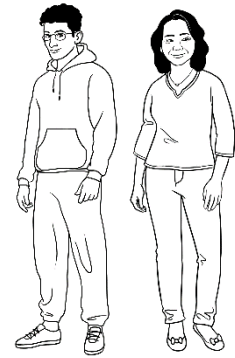
two babies



two toddlers



two children



two adults



Parwana reads the notice.

## Kellivale Swimming Pool

### Learn to swim



Enjoy swimming lessons every week and use the pool **for free** outside lesson times. We have lessons for babies, toddlers, children and adults.

Go to our website to check the price of swimming lessons. Fill in your details and we'll get back to you.

[www.kellivaleswim.com.au](http://www.kellivaleswim.com.au)

Or call us on: 03 9445 6831

Would you like to learn to swim?

Yes.

Yes.

lesson = class

①



1. The notice is about swimming lessons.	Yes	No
2. There are swimming lessons every week.	Yes	No
3. Adults can have swimming lessons.	Yes	No
4. Swimming lessons are free.	Yes	No
5. You can fill in your details on the website.	Yes	No
6. You can call the pool on this number: 03 9445 6833.	Yes	No

②



**You** want to learn to swim.  
Fill in your details on the website.



### Kellivale Swimming Pool - Swimming Lessons

Fill in your details and we will get back to you.

First name

Last name

\_\_\_\_\_

\_\_\_\_\_

Phone

Email

\_\_\_\_\_

\_\_\_\_\_

You are enquiring about lessons for: **babies** **toddlers** **children** **adults**

Best day to contact you:

Best time to contact you:

**M** **T** **W** **Th** **F** **S** **Sun**

**AM** **PM** **Anytime**

**SUBMIT**

# 11. Text messages to friends



## Happy birthday



**Text**

**Reply**

9:30 am  
 Hi Sarah  
 Happy birthday. 🎉  
 I hope you have  
 a very happy day.  
 Parwana

9:45 am  
 Hi Parwana  
 Thanks for your kind  
 message. 🙏 We're  
 going out for dinner  
 tonight. 😊 Sarah

**emojis** are small pictures used instead of words in texts.

### Emojis

- 1. 😊 happy
- 2. 😂 very funny
- 3. 😞 sad
- 4. 🤔 not sure
- 5. 👍 That's good.
- 6. 🙏 Thank you.
- 7. 🎉 Celebrate.
- 8. 🤒 Get well.



1. Who wrote

the text?  Parwana  Sarah

the reply?  Parwana  Sarah

2. Parwana is writing because

- Sarah is sick.
- Sarah had a baby.
- It's Sarah's birthday.

3. Write the meaning of the emojis.






Meaning
1. not sure
2. very funny
3. happy
4. Thank you.
5. sad
6. That's good.
7. Get well.
8. Celebrate.



②  Parwana sent **you** a birthday message.

Write your name on her text and write a reply.

Hi \_\_\_\_\_  
your name

Best wishes for your birthday.  
 Have a happy day.  
 Parwana

---

---


---


---

---

---

③  Check your work.

④  Can you check my work please?



**Get well**



Linh's still sick this week. I want to send her a message from all of us.

That's a good idea Ko.



Greeting

4:15 pm  
 Hello Linh  
 I'm sorry to hear you're sick. 🤒  
 Get well quick.  
 Best wishes from all the students in the English class.  
 Ko

Reason for writing

Closing

5:30 pm  
 Thanks for your kind wishes Ko. 😊  
 I'm feeling a little better today.  
 See you soon. Linh

Reason for writing

Closing



② Your teacher is sick and you want to send a get-well text.



Copy Ko's text on your phone, but change the names.



My teacher's name is \_\_\_\_\_.



③ Check your work.

①



**Congratulations**

**Text**

4:15 pm

Hi Pam  
Congratulations on the  
birth of your grandson.



Amina

5:00 pm

Thanks Amina.  
He's beautiful. 😊  
Pam

**Reply**



1. What is the greeting in the text?  
\_\_\_\_\_

2. What is the greeting in the reply?  
\_\_\_\_\_

3. Why did Amina write?

Pam has a new car.

Pam has a new grandson.

Pam has a new son.

4. How does Pam feel?  
\_\_\_\_\_

②



Write a text to a friend.

③



Tick one reason.

You want to say:

Congratulations on your 30<sup>th</sup> birthday.

Congratulations on your new baby.

Congratulations on your new job.

④



Check your work.

⑤



Can you check  
my work please?

---

---

---

---

---

---

---

---

---

---

①



**Read an invitation**

We're learning some Aussie words.

**Aussie** = Australian



 Aussie words	Meaning
1. <b>Hey</b>	Hi
2. <b>Wanna</b>	Do you want to
3. <b>This arvo</b>	this afternoon
4. <b>No worries</b>	It's not a problem.
5. <b>See ya later.</b>	Goodbye

**ya** = you

②




Highlight the Aussie words.



11:30 am

Hey Basam  
Wanna have a BBQ  
in the park with my  
family this arvo?  
Ahmad


11:45 am

 What time?

11:50 am

At 1:30. We have lots  
of food. Can you  
bring a soccer ball?

11:55 am

 No worries.  
See ya later.

③



Write the Aussie words.


Hi

Do you want to

this afternoon

It's not a problem.

Goodbye



8:30 am

Hi Ahmad  
Wanna go to the  
beach today?  
Basam

8:35 am

Hey Basam.  
I'm busy today.  
What about  
tomorrow arvo?  
Ahmad

8:40 am

Tomorrow? 🤔 Will  
it be hot tomorrow?

8:50 am


Tomorrow looks OK.  
Very hot. 🎉

8:55 am

OK. Let's swim  
tomorrow. I'll meet  
you at the bus stop  
at 1.

9:00 am

👍 See ya there.



1. Basam texts Ahmad because he wants to go to the \_\_\_\_\_.
2. Ahmad can't go to the \_\_\_\_\_ today because he's \_\_\_\_\_.
3. Ahmad can go \_\_\_\_\_.
4. The weather tomorrow will be \_\_\_\_\_.
5. They'll meet at the \_\_\_\_\_ at \_\_\_\_\_.



①

**An invitation**

3:30 pm


Hi \_\_\_\_\_  
your name

Wanna have a BBQ in the park with the family tomorrow? We'll be there at 12:30.

Bring some sausages and games for the kids. Hope to see you then.



\_\_\_\_\_  
your friend's name



②

**Yes reply**

Thanks, that's great.  
We'd love to come.  
Sure, love to.  
We'll be there.

\_\_\_\_\_

\_\_\_\_\_

\_\_\_\_\_

\_\_\_\_\_

\_\_\_\_\_

\_\_\_\_\_

\_\_\_\_\_

\_\_\_\_\_

\_\_\_\_\_



③

**No reply**

Thanks for the invitation.  
Sorry, we can't make it.  
Sorry, we're busy tomorrow.  
Sorry. Maybe next time.

\_\_\_\_\_

\_\_\_\_\_

\_\_\_\_\_


\_\_\_\_\_

\_\_\_\_\_

\_\_\_\_\_

\_\_\_\_\_

\_\_\_\_\_



①

**An invitation**

11:30 am

Hi \_\_\_\_\_  
your name

Wanna meet me  
at the library this  
afternoon at 2:00?  
I'm going there to do  
some homework.  
Let me know.



\_\_\_\_\_   
your friend's name

②



**Yes** reply

Yes good idea.  
I'd love to come,  
but I'll be there at 2:30.  
I'll see you there.  
Thanks for the invite.

Blank writing area with horizontal lines for a 'Yes' reply.

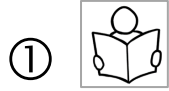
③



**No** reply

Thanks for the invitation.  
Sorry, I can't make it.  
Sorry, I'm busy this afternoon.  
Maybe next time.

Blank writing area with horizontal lines for a 'No' reply.



**Ask for help**



Greeting

Hi Sarah

Reason for writing

Could you and Tahil help with some mowing and gardening at our place on Sunday morning? We have a house inspection next week.


Where

When

Reason for help

Closing

Many thanks  
Parwana



1. What is the greeting? \_\_\_\_\_
2. Why did Parwana write?  
She needs help with \_\_\_\_\_  
and \_\_\_\_\_.
3. Where does she need help?  
at her \_\_\_\_\_
4. When does she need help?  
on \_\_\_\_\_
5. Why does she need help?  
She has \_\_\_\_\_  
\_\_\_\_\_.
6. What is the closing?  
\_\_\_\_\_



