

# English Ready

22638VIC Certificate I in EAL  
VU23504 Read and write short simple informational texts

## Student Workbook



### BE SUNSMART

1. SLIP 2. SLOP 3. SLAP 4. SEEK 5. SLIDE

-  **SLIP** on SunSmart clothes.
-  **SLOP** on **SPF** 50 sunscreen.
-  **SLAP** on a hat.
-  **SEEK** shade.
-  **SLIDE** on sunglasses.



Student \_\_\_\_\_

Teacher \_\_\_\_\_

Class \_\_\_\_\_

Date \_\_\_\_\_

**Design team:** Vicki Hambling, Sue Paull, Frida Dean, Glenise Kleehammer and Mary Wallace

**Illustrations:** Madelena Scott

**Illustrations acknowledgements:**

Dog on a lead, vase [This Photo](#) by Unknown Author is licensed under [CC BY-SA-NC](#)  
Sunscreen bottle, garden and map icons, recycle logo, toy box [These Photos](#) by Unknown Author is licensed under [CC BY-NC](#)  
Pull drawing, parsley [These Photos](#) by Unknown Author is licensed under [CC BY-SA](#)  
Tap and water, house inspection, BBQ icon [These Photos](#) by Unknown Author is licensed under [CC BY](#)  
Onion [This Photo](#) by Unknown Author is licensed under [CC BY-NC-ND](#)  
Parked car icon by [Icon by Freepik](https://www.freepik.com/icon/parked-car_75905)

**Acknowledgements:** The design team would like to thank the AMEP service providers and practitioners who participated in the trial and gave valuable feedback. The team would also like to acknowledge the use of the EAL Framework which underpins the design of this book.

---

Copyright of the EAL Framework is reserved to the Crown in the right of the State of Victoria.  
© State of Victoria (Department of Education and Training) 2023.

Use of all or part of this document must include the following attribution:



© Commonwealth of Australia 2024

+

With the exception of the Commonwealth Coat of Arms, the department's logo, any material protected by a trade mark and where otherwise noted all material presented in this document is provided under a Creative Commons Attribution 4.0 International (<https://creativecommons.org/licenses/by/4.0/>) licence.

The details of the relevant licence conditions are available on the Creative Commons website (accessible using the links provided) as is the full legal code for the CC BY 4.0 licence (<https://creativecommons.org/licenses/by/4.0/legalcode>).

As far as practicable, material for which the copyright is owned by a third party will be clearly labelled. The department has made all reasonable efforts to ensure that this material has been reproduced in this document with the full consent of the copyright owners.

Copyright requests and enquiries concerning usage not addressed by the CC BY 4.0 licence should be addressed to: [comms@homeaffairs.gov.au](mailto:comms@homeaffairs.gov.au) at the Department of Home Affairs.

The terms of use for the Commonwealth Coat of Arms are available from the [It's an Honour](#) website.

Where a copyright owner, other than the Commonwealth, is identified with respect to this material, please contact that third party copyright owner directly to seek permission.



This workbook is designed to be used with the support of a teacher.


## Table of Contents

1.	Meet the students and teachers.....	3
2.	Meet two families. ....	4
3.	Workbook instructions .....	5
4.	Some information about me .....	7
5.	The park .....	12
6.	A picnic in the park.....	18
7.	A place to rent .....	22
8.	Sale at the Op Shop.....	30
9.	An invitation .....	32
10.	The beach .....	34
11.	A quick and easy meal .....	42

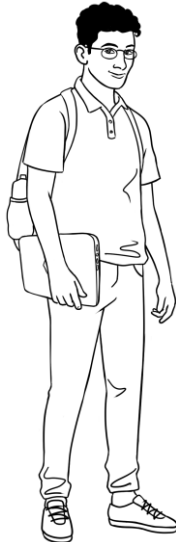
# 1. Meet the students and teachers



**At the AMEP Centre**




Amina



Ahmad

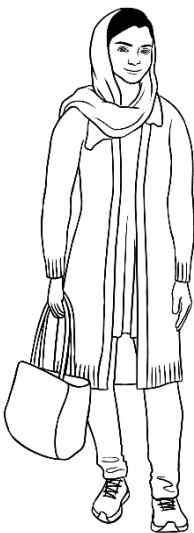


Basam



Peter

**At the Learning Centre**



Parwana



Linh



Ko


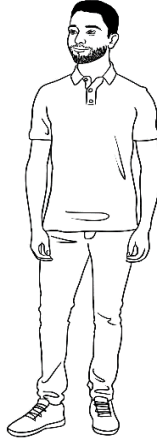


Wendy

**2. Meet two families.**



Parwana's family



**me**

Parwana

**daughter**

Bibi

**son**

Mustafa

**husband**

Jomeh

**mother**

Amina

**father**

Nabi

**brother**

Rahim

Ko's family



**me**

Ko



**wife**

Zani



**daughter**

San



**son-in-law**

Theirn



**grandson**

Yaza



mother

father

daughter

son

mother

wife

husband

sister

brother

### 3. Workbook instructions

①



1. listen



2. say



3. read



4. write



5. ask questions



6. work with a partner



7. copy



8. circle



9. tick



10. highlight



11. check your work



12. ask for help

②

Do you understand?

Yes, I understand.



No, I **don't** understand.

Can you say it again please?



Are you OK?

Could you speak slowly please?

**don't** = do not

No. Can you help me please?

Could you check my work?





**Capital letters**



A	B	C	D	E	F	G	H	I	J	K	L	M
N	O	P	Q	R	S	T	U	V	W	X	Y	Z

a	b	c	d	e	f	g	h	i	j	k	l	m
n	o	p	q	r	s	t	u	v	w	x	y	z



**Common nouns**  
are general names.

**Proper nouns** are specific names  
and start with a CAPITAL letter.



Common nouns	
1.	a man ✓
2.	a woman
3.	a street
4.	a suburb
5.	a country
6.	a park
7.	a day
8.	a month

Proper nouns		
a.	Australia	
b.	Sunday	
c.	Basam	1
d.	Kellivale	
e.	Linh	
f.	Kellivale Park	
g.	Kemp Street	
h.	November	

## 4. Some information about me



**Some information about me**  
 My name is Peter.  
 I come from Greece.  
 I came to Australia 30 years ago.  
 I am married. I have three children.  
 I live in Bramby, 10 kilometres from Kellivale.  
 In my free time, I like working in the garden.  
 I don't like cleaning.

Here's some information about me.



**Amina**



My name is Amina.  
 I come from Afghanistan.  
 I came to Australia in 2023.  
 I am married. I have two grandchildren.  
 I live in Kellivale with my family.  
 In my free time, I like cooking.  
 I don't like shopping.

**Ahmad**



My name is Ahmad.  
 I come from Syria.  
 I came to Australia two years ago.  
 I am not married.  
 I **look after** my brother and sister.  
 In my free time, I like playing video games.  
 I don't like gardening.

**look after** = take care of



Information	True	False
1. I come from Syria.	<input type="checkbox"/>	<input type="checkbox"/>
2. I live with my family.	<input type="checkbox"/>	<input type="checkbox"/>
3. I came to Australia three years ago.	<input type="checkbox"/>	<input type="checkbox"/>
4. I am not married.	<input type="checkbox"/>	<input type="checkbox"/>



①

Join two sentences with **and**.

Sentence 1 My name is Peter.



Sentence 2 I come from Greece.

Join the sentences.

My name is Peter **and** I come from Greece.

Sentence 1 My name is Basam.



Sentence 2 I come from Iraq.

Join the sentences.

\_\_\_\_\_



②

Join two sentences with **and**.

a. My name is Ahmad \_\_\_\_\_ I come from Syria.



b. My name is Amina \_\_\_\_\_ I come from Afghanistan.



③

Join two sentences about **you**.

Sentence 1 My name is \_\_\_\_\_.

Sentence 2 I come from \_\_\_\_\_.

Join the sentences.

\_\_\_\_\_



④

a. I am married **and** I have three children.  
I am married **and** have three children .b. I am married **and** I have two grandchildren.  
I am married **and** have two grandchildren.



**Join two sentences with but.**

Sentence 1  
Sentence 2  
**Join the sentences.**

I am not married.

I have a girlfriend.



I am not married, but I have a girlfriend.

Sentence 1  
Sentence 2  
**Join the sentences.**

I am not married.

I look after my brother and sister.



\_\_\_\_\_

\_\_\_\_\_

Sentence 1  
Sentence 2  
**Join the sentences.**

In my free time I like fishing.

I don't like cooking.



\_\_\_\_\_

\_\_\_\_\_

Sentence 1  
Sentence 2  
**Join the sentences.**

In my free time I like cooking.

I don't like shopping.



\_\_\_\_\_

\_\_\_\_\_

**Join two sentences about you.**

Sentence 1  
Sentence 2  
**Join the sentences.**

In my free time I like \_\_\_\_\_.

I don't like \_\_\_\_\_.

\_\_\_\_\_

\_\_\_\_\_



Basam wants to write some information about himself for his classmates.

This is my writing plan.

First / given name
Country of origin
Date of arrival
Marital status
Children
Where do you live?
Likes
Dislikes

*My name is Basam.*

*I come from Iraq.*

*I came to Australia last year.*

*I am not married. I have a girlfriend.*

*0*

*I live in Kellivale with my sister.*

*In my free time I like fishing.*

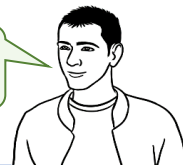
*I don't like cooking.*



②

Here's my information in a **paragraph**.

a **paragraph** = two or more sentences about one topic.



My name is Basam **and** I come from Iraq. I came to Australia last year. I am not married, **but** I have a girlfriend. I live in Kellivale with my sister. In my free time I like fishing, **but** I don't like cooking.

③



My name \_\_\_\_\_ Basam **and** I \_\_\_\_\_ from Iraq. I \_\_\_\_\_ to Australia last year. I \_\_\_\_\_ not married, **but** I \_\_\_\_\_ a girlfriend. I \_\_\_\_\_ in Kellivale with my sister. In my free time I \_\_\_\_\_ fishing, **but** I \_\_\_\_\_ \_\_\_\_\_ cooking.

④



①



Write some information about yourself for your classmates. First, write a plan.



First / given name	<i>My name is</i> _____.
Country of origin	<i>I come from</i> _____.
Date of arrival	<i>I came to Australia</i> _____.
Marital status	<i>I am</i> _____.
Children	<i>I have</i> _____ <i>children.</i>
Where do you live?	<i>I live in</i> _____.
Likes	<i>In my free time I like</i> _____.
Dislikes	<i>I don't like</i> _____.

②

Write your information in a paragraph and join some sentences.




---

---

---

---

---

---

---

---

---

---

③



④

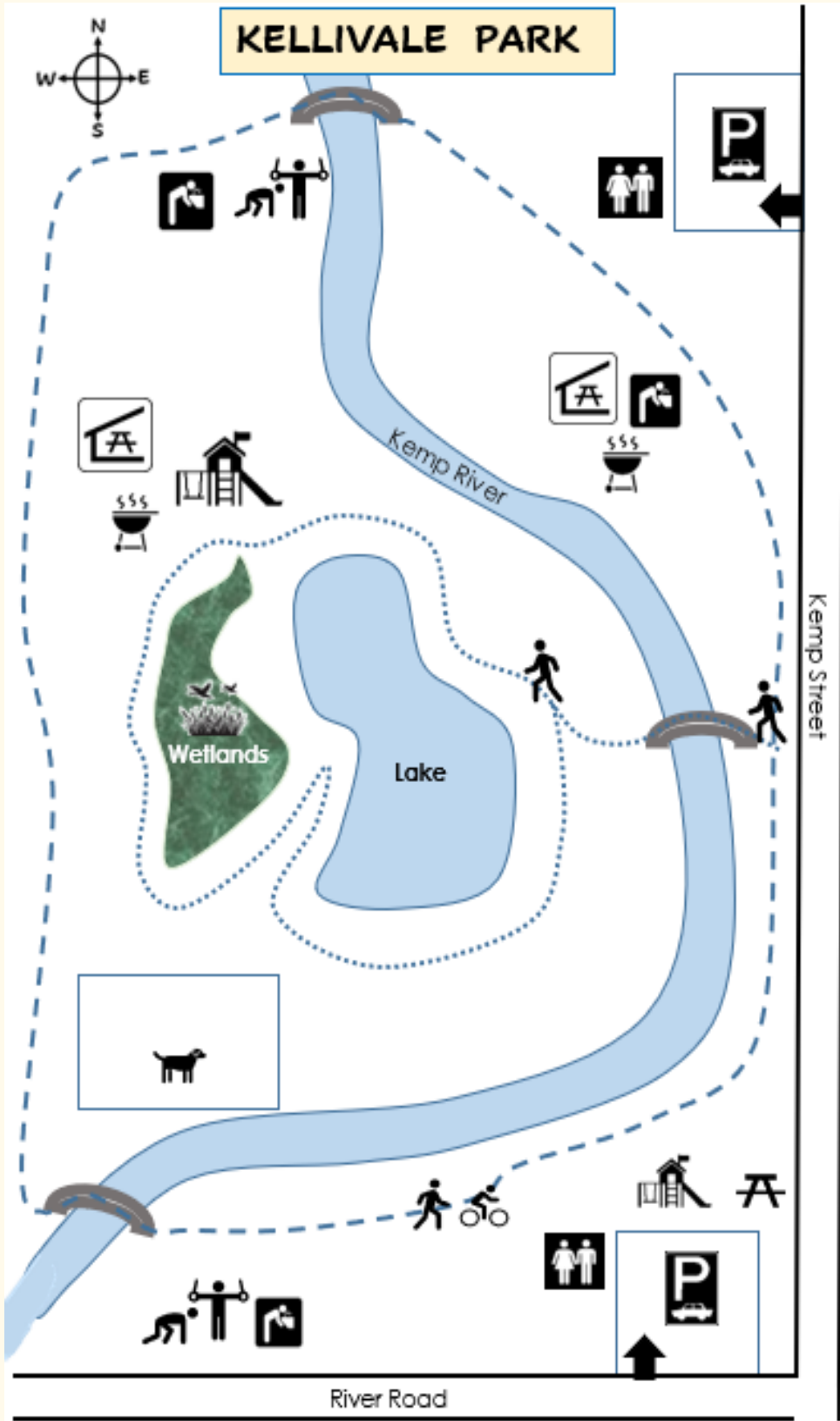


Can you check my work please?

⑤



# 5. The park



**KEY**

-  Toilets
-  Playground
-  Exercise station
-  Walking track
-  Walking & bike track
-  Picnic spot
-  Picnic shelter
-  BBQ
-  Dog park
-  Drinking tap

[www.kellivalecouncil.com.au](http://www.kellivalecouncil.com.au)



**Icons**

- 1.
- 2.
- 3.
- 4.
- 5.
- 6.
- 7.
- 8.
- 9.
- 10.
- 11.
- 12.

Meanings	
a. Exercise station	
b. Picnic spot	
c. Walking <b>track</b>	
d. Dog park	
e. Toilets	
f. Picnic <b>shelter</b>	
g. Drinking tap	
h. Entry	1
i. Walking and bike track	
j. Car park	
k. Playground	
l. BBQ	

**track** = path      **shelter** = place with a roof



What do you like in the park Parwana?

I like the walking track and the playground.



What do **you** like in **your** local park?



I want to take my family for a picnic in the park. I'll find some information on the council website.



Ko types \_\_\_\_\_ in the **Search** box.



### Kellivale Shire Council

park  **Search**

#### Kellivale Park

The Kellivale Park is next to Kemp Street and close to the centre of town. This large park has four kilometres of tracks for bikes and walkers. There are many beautiful old trees, two large picnic shelters and many picnic spots.

Walk, run or ride your bike beside the river and under the shady trees. Have a picnic or a BBQ near the lake. Children will enjoy the two new playgrounds.

#### A snapshot of the park

- Shady trees
- Drinking taps
- BBQs
- Picnic tables
- Lake and wetlands
- Playgrounds
- Exercise stations
- Dog park
- Toilets

#### Remember:

- Please do not feed the ducks.
- No BBQs on **Fire Ban days\***.
- Keep our park clean.
- Keep dogs on a lead.
- Clean up after your dog.



#### Take a tour of the park.



\* **Fire Ban days** - Very hot and windy days. There can be **no** fires outdoors on these days.



a. This website page gives some information about:

Kellivale shops     Kellivale Park     Park opening hours.

b. What can you find in the park?

a lake     a pool     toilets     picnic tables  
 a café     BBQs     ducks     drinking water taps



What's important to remember?

- a. Do not feed \_\_\_\_\_.
- b. Keep our park \_\_\_\_\_.
- c. No \_\_\_\_\_ on *Fire Ban* days.
- d. Keep \_\_\_\_\_ on a lead.
- e. \_\_\_\_\_ after your dog.

BBQs  
 dogs  
 the ducks  
 Clean up  
 clean



How many?

- a. There are \_\_\_\_\_ kilometres of tracks for bikes and walkers.
- b. There are \_\_\_\_\_ large picnic shelters.
- c. There are \_\_\_\_\_ new playgrounds.

④

old  
 quiet  
 shady  
 beautiful  
 large

not noisy  
 not young  
 not small  
 not sunny  
 lovely




Highlight the adjectives in the text.




**Nouns**

**Singular**  
one



There is **one** tree.



There are **two** trees.

**Plural**  
more than one



How many?

**1** one      **2** two      **3** three      **4** four      **5** five

1 one







**6** six      **7** seven      **8** eight      **9** nine



Kellivale Park	True	False
a. There is <b>one</b> dog park.		
b. There are <b>three</b> BBQs.		
c. There are <b>two</b> playgrounds.		
d. There are <b>five</b> parking places.		
e. There are <b>four</b> picnic shelters.		





Different plurals

					
a child	children	a man	men	a woman	women
a child					



**Adjectives**

a **small** tree.   a **large** tree.

**large** = big



large	big	small	tiny	old	new	beautiful
quiet	noisy	clean	dirty	muddy	shady	friendly

an <u>old</u> tree	a _____ lake
a _____ park	a _____ playground
a _____ BBQ	a _____ dog
a _____ bike	a _____ duck
a _____ river	a _____ track
a _____ child	a _____ picnic shelter




Parwana uses some **adjectives**.




- a. There is a large **park** close to my house.
- b. There is a new **playground** too. **too** = also
- c. There is a shady **walking track** in the park.
- d. There are many old **trees** too.
- e. There are some friendly **dogs** on leads in the park.



**6. A picnic in the park**



<input type="checkbox"/> 4	hill	<input type="checkbox"/>	basket	<input type="checkbox"/>	duck	<input type="checkbox"/>	water bottle
	hill						
<input type="checkbox"/>	rug	<input type="checkbox"/>	hat	<input type="checkbox"/>	tree	<input type="checkbox"/>	sunscreen
<input type="checkbox"/>	grass	<input type="checkbox"/>	shade	<input type="checkbox"/>	lake	<input type="checkbox"/>	wheelchair



one person / two **people**

_____ basket	_____ rug	_____ ducks
_____ hats	_____ trees	_____ baby
_____ <b>people</b>	_____ men	_____ women



**Ko's family have a picnic.**



①   **Where?**

- a. Ko's family are in the park.
- b. They are \_\_\_\_\_ a rug \_\_\_\_\_ a tree.
- c. They are \_\_\_\_\_ the shade \_\_\_\_\_ the lake.
- d. The ducks are \_\_\_\_\_ the lake.
- e. The water bottle is \_\_\_\_\_ the basket.
- f. The picnic basket is \_\_\_\_\_ the rug.
- g. The sunscreen is \_\_\_\_\_ the basket.

in ✓  
in  
in  
under  
on  
on  
next to  
next to  
next to

②  

- a. Where are Ko's family? in the park
- b. Where are the ducks? \_\_\_\_\_
- c. Where is the water bottle? \_\_\_\_\_
- d. Where is the basket? \_\_\_\_\_
- e. Where is the sunscreen? \_\_\_\_\_

next to the rug  
next to the basket  
on the lake  
in the park ✓  
in the basket

③  

④   **Where are *you* now?**

I am \_\_\_\_\_.

In three hours, I am usually \_\_\_\_\_.

In ten hours, I am usually \_\_\_\_\_.

in class  
in the library  
in the car  
in bed  
on the bus  
on the train  
at home



**Present Simple**  
**Verb to be**

Subject	Verb	Where
I	am	in class. in the library.
He, She, It	is	in the park. in the car.
You, We, They	are	on the bus. on the train. at home.



a. are Ko's family in the park.

*Ko's family are in the park.*

b. are They under a tree. on a rug

c. are They next to the lake. in the shade

d. are on the lake. The ducks

e. is The water bottle in the basket.

f. is The picnic basket next to the rug.





**Signs in the park**

a. You **should do** this.



b. You **must do** this or you will pay fine.



BBQs = barbecues



should

must

- a. You should not \_\_\_\_\_ in the lake.
- b. You \_\_\_\_\_ your dog on a lead.
- c. You \_\_\_\_\_ not \_\_\_\_\_ a BBQ on a fire ban day.
- d. You \_\_\_\_\_ left on the tracks.
- e. You \_\_\_\_\_ not \_\_\_\_\_ the ducks.
- f. You \_\_\_\_\_ the park clean.
- g. You \_\_\_\_\_ after your dog.

keep  
keep  
keep  
swim  
clean up  
light  
feed

③



# 7. A place to rent



**landlord** = the owner

**place** = home

My **landlord** is selling my house.

Oh no. What will you do?

I have to find a **place** to rent. There are many things to do.


**First, where** do I want to live?



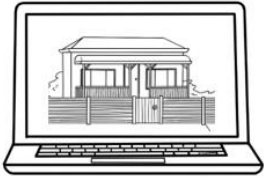
**Second, what** do I want?



**Third, I read** some ads and **go** to some inspections.




**Then, I apply** for a place.



**Next, I read** and **sign** the contract.



**Finally, I pay** the bond and two weeks rent.




- a. **First**, where do I want to live?  
\_\_\_\_\_
- b. **Second**, what do I want?  
\_\_\_\_\_



I want to live in Kellivale.

I'm not sure.

Do you want a house or a unit?



			Linh wants	Parwana has	You have
1.		a house or a unit	not sure	a house	
2.		bedrooms			
3.		bathroom			
4.		bath			
5.		separate toilet			
6.		separate laundry			
7.		living room			
8.		garage			
9.		parking space			
10.		garden			






I read some **ads** and looked at two places yesterday.

**ads** = advertisements






That's good. Can you show me the ads?



### House to rent




**56 View St, Kellivale NSW**




2  1   1  1 

\$480 per week  
**Bond** \$1,920  
 Small garden and deck  
 Close to the shops.  
**Inspection** 16 March, 4pm  
**Available** now

### Unit to rent



**1/62 Laura St, Kellivale NSW**

1  1  1 







\$420 per week  
**Bond** \$1,680  
 Small balcony  
 Close to the park  
**Inspection** 9 March, 11:30am  
**Available** on 31 March



**bond** = usually 4 weeks rent  
 The real estate agent keeps the bond money until you move out.

**available** = ready to move in

**inspection** = check

bedroom 	bathroom 	separate toilet 
_____	_____	_____
bath 	garage 	parking space 
_____	_____	_____

①




<b>a.</b>	The ads are for	a _____ to rent.	a _____ to rent.
<b>b.</b>	The street is	_____ Street.	_____ Street.
<b>c.</b>	The rent per week is	\$ _____.	\$ _____.
<b>d.</b>	The bond is	\$ _____.	\$ _____.
<b>e.</b>	It is close to	the _____.	the _____.
<b>f.</b>	The inspection is	on _____.	on _____.

②



I like the house best. I really like the back deck and garden.

a deck



- a.** Does the house have two bedrooms? Yes No
- b.** Does it have a separate toilet? Yes No
- c.** Does it have a garage? Yes No
- d.** Does it have a garden? Yes No

③



What about **you**?



<b>a.</b>	How many bedrooms do you have?		
<b>b.</b>	How many bathrooms do you have?		
<b>c.</b>	Do you have a separate toilet?	Yes	No
<b>d.</b>	Do you have a garage?	Yes	No
<b>e.</b>	Do you have a garden?	Yes	No
<b>f.</b>	Do you have a deck?	Yes	No



Here's some information about my new **home**.



<b>a house</b> 	<b>a home</b> 
--------------------	-------------------

Add some **adjectives**.

- I now live in an old house close to the shops.
- It has two \_\_\_\_\_ bedrooms.
- It has one \_\_\_\_\_ bathroom.
- It has a \_\_\_\_\_ living room.
- It has a \_\_\_\_\_ kitchen. It has a \_\_\_\_\_ laundry.
- It has a \_\_\_\_\_ garage.
- It has a \_\_\_\_\_ garden.
- It has a \_\_\_\_\_ back deck. It doesn't have a front deck.

- old
- new
- large
- big
- small
- tiny
- beautiful
- great
- sunny
- separate

② **Join** some sentences.

Sentence 1	It has two small bedrooms.
Sentence 2	It has a new bathroom.
<b>Join</b> the sentences.	<i>It has</i> two small bedrooms <b>and</b> <del>it has</del> a new bathroom.

Sentence 1	It has a sunny back deck.
Sentence 2	It doesn't have a front deck.
<b>Join</b> the sentences.	<i>It has</i> a sunny back deck, <b>but</b> <del>it doesn't have</del> a front deck.

③ Add the **adjectives** in the **paragraph**.

I now live in an \_\_\_\_\_ house close to the shops.  
 It has two \_\_\_\_\_ bedrooms **and** a \_\_\_\_\_ bathroom.  
 It has a \_\_\_\_\_ living room. It has a \_\_\_\_\_ kitchen  
**and** a \_\_\_\_\_ laundry. It has a \_\_\_\_\_ garage  
**and** a \_\_\_\_\_ garden. It has a \_\_\_\_\_ back deck,  
**but** doesn't have a front deck.

①



Write some sentences about **your home**.  
Add **adjectives**.



		Adjective	Noun
1.	I live in a		house / unit
2.	It has		bedrooms.
3.	It has		bathrooms.
4.	It has a		living room.
5.	It has a		kitchen.
6.	It has a		laundry.
7.	It has a It doesn't have a		garage.
8.	It has a It doesn't have a		garden.
9.	It has a It doesn't have a		back deck.

②



Write about your home for your teacher.  
Join some sentences in a **paragraph**.




---



---



---



---



---



---



---



---



---



---

③



④



Can you check my work please?

⑤






We need a bigger place because my family is getting bigger. I want to look at this house.








**solar** = sun

**primary** = first

### House to rent



**69 Laura Street, Kellivale NSW**

3 
 1 
 1 
 1 
 1 

\$420 per week

Bond \$1,680

Large garden, **solar** power

Close to the **primary** school

Inspection 31 March, 1:00pm

Available 30 April.

Call: Megan 0466 325 692



- a. Ko needs a bigger place because his family is getting \_\_\_\_\_.
- b. How much is the rent per week? \_\_\_\_\_
- c. How much is the bond? \_\_\_\_\_
- d. When can Ko look at the house? \_\_\_\_\_
- e. When is the house available? \_\_\_\_\_
- f. Who can he call about the house? \_\_\_\_\_

④ What do these words mean?

primary	available	inspection	solar	large
ready	first	big	check	sun

# 8. Sale at the Op Shop



I can buy some things for my new home at the sale.

**op shop** = sells used things

**Recycle** = use again

## RECYCLE OP SHOP



**Sale** 50% off everything!

**Homewares**

**Kitchenware**

**Towels and Bedding**

**Electrical**

**Furniture**

**Books**

**Clothing**

**Footwear**

**Toys**

**Come and find a bargain!**

**Opening hours:** 9am – 5pm, Tuesday - Sunday

**Volunteers needed:** Speak to our manager

**Address:** 75 River Road, Kellivale

**Phone:** [02] 6467 3232

**volunteers** = work for free

**bargain** = something cheap



a. This is an advertisement for

- a shoe shop sale.       an OP Shop sale.       a toy shop sale.

b. What can you buy?

- books       chairs       vegetables       toys  
 rugs       bread       shoes       towels

c. Everything is

- 20% off.       40% off.       50% off.



- a. The opening hours are \_\_\_\_ am - \_\_\_\_ pm, Tuesday - \_\_\_\_.  
 b. The address is 75 \_\_\_\_\_ Kellivale.  
 c. The phone number is [02] \_\_\_\_\_.



recycle  
 op shop  
 50%  
 bargain  
 volunteers

something cheap  
 work for free  
 use again  
 sells used things  
 half



Highlight the words in the advertisement.

## 9. An invitation

①



I want to invite my teacher and classmates to my new home for a **house-warming** party.



### House-warming Party!

Dear teacher and classmates,

Come to a housewarming party at my new house!

**When** Sunday 4 June

**Time** 2 - 5 pm

**Where** 56 View Street, Kellivale

**Bring** Please bring a small plate of food to share.

**RSVP** Call Linh on 0567 322 184 before Wednesday

See you there!

**RSVP** = answer an invitation

**house-warming** = celebrate a new home

②



a. **Why** did Linh write an invitation?

She is having a \_\_\_\_\_.

b. **Who** did she invite? her \_\_\_\_\_ and \_\_\_\_\_

c. **When** is the party? on \_\_\_\_\_

d. **What time** does the party start? at \_\_\_\_\_

e. **What** does everyone need to bring? \_\_\_\_\_

f. **What** does everyone need to do before Wednesday? \_\_\_\_\_

①  Match the meanings.

- RSVP
- house-warming
- date
- address
- to share

56 View Street, Kellivale  
 for everyone  
 answer an invitation  
 Sunday 4 June  
 celebrate a new home

②   Write an invitation for a **morning tea**. 

a. **Why** will we write an invitation?

We are having a \_\_\_\_\_

b. **Who** will we invite? \_\_\_\_\_

## An invitation

**Dear** \_\_\_\_\_,

**Come to** \_\_\_\_\_

**When** \_\_\_\_\_

**Time** \_\_\_\_\_


**Where** \_\_\_\_\_

**Bring** \_\_\_\_\_

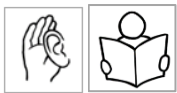
**RSVP** \_\_\_\_\_ before \_\_\_\_\_

name

date



# 10. The beach



On Friday afternoon



Where are you going this weekend Basam?

Good luck fishing. Remember to be SunSmart.

I'm going fishing at Rocky Beach.

Yes. It's easy to get burnt at the beach.



## BE SUNSMART

- 1. SLIP
- 2. SLOP
- 3. SLAP
- 4. SEEK
- 5. SLIDE

Be SunSmart in Australia.  
Check the **UV index** every day.  
Your skin can burn when the UV index is 3 and over.



**SLIP** on SunSmart clothes.



**SLOP** on **SPF** 50 sunscreen every 2 to 4 hours.



**SLAP** on a hat and cover your face, neck and ears.



**SEEK** shade.



**SLIDE** on sunglasses.

**UV** = Ultraviolet rays from the sun  
**index** = level

**SPF** = Sun Protection Factor

- SPF 15 is **low** protection
- SPF 50 is **high** protection



① This information is about safety:

in the rain.

in the sun.

in the wind.

②

Match the meanings.



- a. UV rays
- b. index
- c. slop on
- d. slap on
- e. SPF
- f. seek
- g. slide on

- put on
- put on
- put on
- Sun Protection Factor
- ultraviolet rays
- level
- look for



- ③
- a. Slip on SunSmart clothes.
  - b. \_\_\_\_\_ SPF 50 sunscreen.
  - c. \_\_\_\_\_ a hat.
  - d. \_\_\_\_\_ shade.
  - e. \_\_\_\_\_ sunglasses.

- Slap on
- Seek
- Slip on ✓
- Slide on
- Slop on



a.

b.

⑤ What's the UV level now? The UV level now is \_\_\_\_\_.



It is  low  moderate  high  very high  extreme.



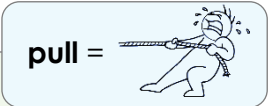
On Monday morning



**Peter** Did you catch any fish on the weekend Basam?



**Basam** No, but I saw a man knocked over by a wave and **pulled** out to sea.

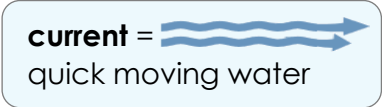


**Peter** Was he OK?

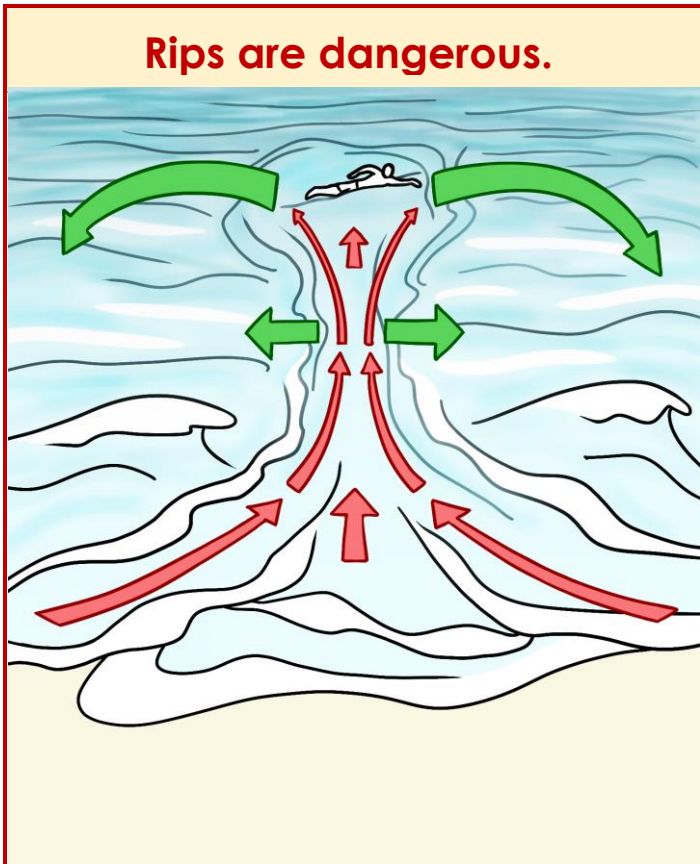
**Basam** Yes. Two lifesavers rescued him.

**Peter** Was he pulled out by a rip **current**?

**Basam** What's a rip?



②



**Rips are dangerous.**

→ Rip current  
→ Way out of the rip

**What is a rip?**

- A rip is a strong narrow **current** that pulls out to sea.
- It can **pull** a person away from the beach very quickly.
- Rips can be difficult to see.
- Rips are the greatest danger on Australian beaches.

**Remember always**







① The information is about \_\_\_\_\_.

②	quickly	danger	are	Rips	difficult
	the beach	current ✓	sea	can pull	Australian

- a. A rip is a strong current that pulls out to \_\_\_\_\_.
- b. A rip \_\_\_\_\_ a person away from \_\_\_\_\_.
- c. It can pull a person very \_\_\_\_\_.
- d. \_\_\_\_\_ can be \_\_\_\_\_ to see.
- e. They \_\_\_\_\_ the greatest \_\_\_\_\_ on \_\_\_\_\_ beaches.

③  Find words with an opposite meaning.

	← →
safe	<i>dangerous</i>
weak	
wide	
push	
slowly	
easy	

④  Copy in **CAPITAL** letters.



Remember always \_\_\_\_\_.



Look at this newspaper story Ahmad. There was a rescue at Rocky Beach on Sunday. I was there!

Read the story.



Really? What happened?

## The Kellivale Weekly

26 November

### Beach rescue

Last Sunday, lifesavers rescued a young man at Rocky Beach in NSW. The man was in ankle-deep water and suddenly a wave knocked him over. A strong rip current then pulled him out to sea.

The man didn't panic. He stayed calm and waved his arm. Two surf lifesavers saw him and quickly rescued him on a surfboard. He was safe, but he was very cold and exhausted.

### BEACH WARNINGS

Always read the signs.





The newspaper story gives information about

- a beach swim.       a beach rescue.       Rocky Beach.



- a. Who did the lifesavers rescue? \_\_\_\_\_
- b. Where did it happen? *at* \_\_\_\_\_
- c. When did it happen? *last* \_\_\_\_\_
- d. What knocked the man over? \_\_\_\_\_
- e. What pulled him out to sea? \_\_\_\_\_



surfboard	calm ✓	saw	cold	arm
-----------	--------	-----	------	-----

- a. The man stayed calm and waved his \_\_\_\_\_ .
- b. Two lifesavers \_\_\_\_\_ him.
- c. They rescued him on a \_\_\_\_\_ .
- d. The man was very \_\_\_\_\_ and exhausted.



- a. rescued \_\_\_\_\_ saved
- b. ankle-deep \_\_\_\_\_
- c. knocked \_\_\_\_\_
- d. calm \_\_\_\_\_
- e. exhausted \_\_\_\_\_

shallow
pushed
very tired
saved ✓
quiet



**Past Simple Verbs**

Regular verbs	
Present	Past
rescue	rescu <b>ed</b>
knock	knock <b>ed</b>
pull	pull <b>ed</b>
stay	stay <b>ed</b>
wave	wav <b>ed</b>
happen	happ <b>ed</b>

Irregular verbs	
Present	Past
see	<b>saw</b>
have /has	<b>had</b>
go	<b>went</b>
catch	<b>caught</b>



Present

**Every week**, life savers **rescue** people at the beach.

Past

**Last Sunday**, life savers **rescued** a young man at the beach.

③



knock ✓	wave	pull	see	rescue	stay
knocked					

- a.      \_\_\_\_\_

*Suddenly a large wave knocked him over.*

- b.      \_\_\_\_\_

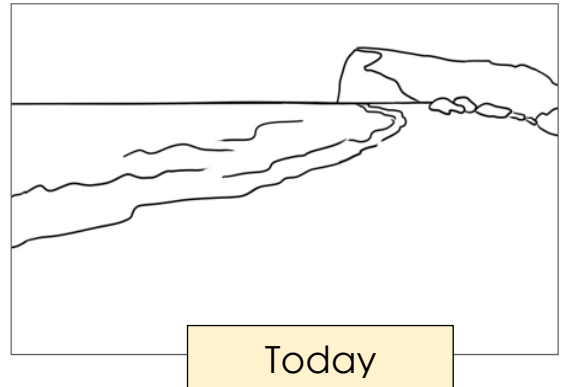
- c.       \_\_\_\_\_

- d.        \_\_\_\_\_



Verb <b>to be</b>		
Subject	Present	Past
I	am	was
He, She, It	is	
You, We, They	are	were

②



Past

a. There **were** some people at the beach **yesterday**.

Present

b. There **are** no people at the beach **today**.



③

a. Basam was at the beach **yesterday**.

He \_\_\_\_\_ in the library **today**.




b. Amina \_\_\_\_\_ in the library **yesterday**.

She \_\_\_\_\_ in class **today**.



c. We \_\_\_\_\_ at home **yesterday**.


We \_\_\_\_\_ in class **today**.




d. I \_\_\_\_\_ **yesterday**.

I \_\_\_\_\_ in class **today**.

# 11. A quick and easy meal



**A few** eggs make a quick and easy meal. I sometimes make an omelette and use these **ingredients**.



**a few** = about 3 or 4  
**ingredients** = \_\_\_\_\_

	cheese		salt
	eggs		pepper
	parsley		milk
	tomatoes		oil



I sometimes add mushrooms or spinach.



add mushrooms I sometimes spinach. or



### The ingredients

eggs, \_\_\_\_\_

\_\_\_\_\_

\_\_\_\_\_



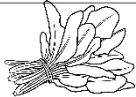


Does your family like eggs Parwana?

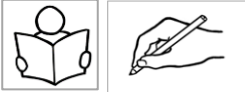
Yes. They love eggs.



What ingredients do you use in your favourite egg recipe?















Ingredients	Parwana	Wendy	Your teacher	Me
1.  eggs	✓			
2.  potatoes	✓			
3.  tomatoes	✓			
4.  onions	✓			
5.  cheese				
6.  mushrooms				
7.  spinach				
8.  parsley	✓			
9.  milk				
10.  oil	✓			
11.  salt	✓			
12.  pepper	✓			
13.  water				
14.				



You can count these things – 1, 2, 3...



① **Countable nouns**

 an egg <i>an egg</i>	 two eggs	 an onion	 two onions
 a mushroom	 four mushrooms	 a bowl	 two bowls
 a potato	 three potatoes	 a tomato	 four tomatoes

② **Uncountable nouns**









You **can't** count these things.











 spinach <i>spinach</i>	 cheese	 parsley	 milk
 oil	 water	 salt	 pepper



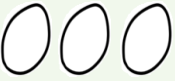
**Cooking verbs**


 chop chop	 heat	 fry	 add
 cover and cook	 break eggs	 cover and cook	 add

②

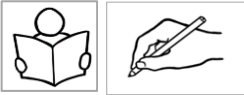
 break eggs break eggs	 add	 beat	 grate
 add	 pour	 cook gently	 fold



 3 eggs

 milk

- a. Break **the** eggs into **a** bowl.
- b. Add **the** milk to **the** bowl.



This is my favourite egg recipe.

**a teaspoon = tsp**

a small spoon



**a tablespoon = tbsp**


a large spoon





### Parwana's recipe


- 4 eggs
- 2 potatoes
- 2 tomatoes
- 1 onion


- 3 tbsp oil
- 1 tbsp parsley
- ½ tsp pepper
- ½ tsp salt



1. **Chop** the potatoes, \_\_\_\_\_,  tomatoes and parsley.

2. **Heat** the \_\_\_\_\_. 

3. **Fry** the onion and \_\_\_\_\_  gently until soft.

4. **Add** the \_\_\_\_\_. 

5. **Cover** and **cook** gently for 7 minutes.

6. **Break** the \_\_\_\_\_  on top of the vegetables.

7. **Cover** and **cook** gently for 5 minutes.

8. **Add** the salt, \_\_\_\_\_  and \_\_\_\_\_. 



**The instructions**

1. Chop the potatoes, onion, tomatoes and parsley.
2. \_\_\_\_\_ the oil.
3. \_\_\_\_\_ the onion and potato gently until soft.
4. \_\_\_\_\_ the tomatoes.
5. \_\_\_\_\_ and \_\_\_\_\_ gently for 7 minutes.
6. \_\_\_\_\_ the eggs on top of the vegetables.
7. \_\_\_\_\_ and \_\_\_\_\_ gently for 5 minutes.
8. \_\_\_\_\_ the salt, pepper and parsley.

- Add
- Add
- Break
- Chop ✓
- cook
- cook
- Cover
- Cover
- Fry
- Heat



1. [ and parsley. ] **Chop** [ tomato ] [ the potato, onion, ]

2. [ the oil. ] **Heat**

3. [ the onion ] [ and ] **Fry** [ until soft. ] [ potato ]

4. [ the tomatoes. ] **Add**

5. [ and ] **Cover** [ for 7 minutes. ] **cook**



This is my favourite egg recipe.











### Wendy's Omelette


#### Ingredients

- 3 eggs
- 1 tomato
- 1 tablespoon parsley
- 2 tablespoons cheese
- 2 tablespoons milk
- 1 tablespoon oil
- salt and pepper

#### Instructions

- Add
- Chop
- Break
- Grate
- Beat
  
- Add
- Pour
- Heat
- Fold
- Cook

1.  Break the eggs into a bowl.
2.  \_\_\_\_\_ the milk to the bowl.
3.  \_\_\_\_\_ the eggs and milk.
4.  \_\_\_\_\_ the tomato and parsley.
5.  \_\_\_\_\_ the cheese.
6.  \_\_\_\_\_ the tomato, parsley, cheese, salt and pepper.
7.  \_\_\_\_\_ the oil.
8.  \_\_\_\_\_ the egg mixture into the pan.
9.  \_\_\_\_\_ gently.
10.  \_\_\_\_\_ the omelette,



I **sometimes** add mushrooms or spinach.



<b>always</b>	100%
<b>usually</b>	90%
<b>sometimes</b>	50%
<b>never</b>	0%

②



<b>Wendy</b>	My egg dish is different to yours. I <b>always</b> add cheese and parsley.
Parwana	I <b>never</b> add cheese.
<b>Wendy</b>	I <b>sometimes</b> add mushrooms or spinach.
Parwana	I <b>never</b> add mushrooms or spinach.
<b>Wendy</b>	I <b>never</b> add potatoes or onions.
Parwana	I <b>always</b> add potatoes and onions.
<b>Wendy</b>	Do you <b>always</b> add parsley?
Parwana	Oh. <b>Usually</b> .




③


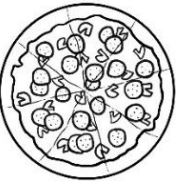



always	usually	sometimes	never
--------	---------	-----------	-------

- Wendy \_\_\_\_\_ adds cheese and \_\_\_\_\_.
- Parwana \_\_\_\_\_ adds \_\_\_\_\_ and onions.
- Wendy \_\_\_\_\_ adds mushrooms or \_\_\_\_\_.
- Parwana \_\_\_\_\_ adds parsley.
- Parwana \_\_\_\_\_ adds cheese.
- Wendy \_\_\_\_\_ adds potatoes or \_\_\_\_\_.



**Favourite quick and easy meals**

1.	 <p>I sometimes cook an omelette for dinner.</p>	
2.	 <p>I love noodles for lunch.</p>	
3.	 <p>I usually make a sandwich for lunch.</p>	
4.	 <p>I sometimes make a cheese pizza.</p>	
5.	 <p>We love this Afghani egg dish.</p>	
6.	 <p>I sometimes have two fried eggs on toast for breakfast.</p>	



My favourite quick and easy meal is



What's your favourite quick and easy meal?

