

English Ready

22638VIC Certificate I in EAL
VU23504 Read and write short simple informational texts

Student Workbook



BE SUNSMART

1. **SLIP** 2. **SLOP** 3. **SLAP** 4. **SEEK** 5. **SLIDE**

-  **SLIP** on SunSmart clothes.
-  **SLOP** on **SPF** 50 sunscreen.
-  **SLAP** on a hat.
-  **SEEK** shade.
-  **SLIDE** on sunglasses.



Student _____

Teacher _____

Class _____

Date _____

Design team: Vicki Hambling, Sue Paull, Frida Dean, Glenise Kleehammer and Mary Wallace

Illustrations: Madelena Scott

Illustrations acknowledgements:

Dog on a lead, vase [This Photo](#) by Unknown Author is licensed under [CC BY-SA-NC](#)
Sunscreen bottle, garden and map icons, recycle logo, toy box [These Photos](#) by Unknown Author is licensed under [CC BY-NC](#)
Pull drawing, parsley [These Photos](#) by Unknown Author is licensed under [CC BY-SA](#)
Tap and water, house inspection, BBQ icon [These Photos](#) by Unknown Author is licensed under [CC BY](#)
Onion [This Photo](#) by Unknown Author is licensed under [CC BY-NC-ND](#)
Parked car icon by [Icon by Freepik](https://www.freepik.com/icon/parked-car_75905)

Acknowledgements: The design team would like to thank the AMEP service providers and practitioners who participated in the trial and gave valuable feedback. The team would also like to acknowledge the use of the EAL Framework which underpins the design of this book.

Copyright of the EAL Framework is reserved to the Crown in the right of the State of Victoria.
© State of Victoria (Department of Education and Training) 2023.

Use of all or part of this document must include the following attribution:



© Commonwealth of Australia 2024

With the exception of the Commonwealth Coat of Arms, the department's logo, any material protected by a trade mark and where otherwise noted all material presented in this document is provided under a Creative Commons Attribution 4.0 International (<https://creativecommons.org/licenses/by/4.0/>) licence.

The details of the relevant licence conditions are available on the Creative Commons website (accessible using the links provided) as is the full legal code for the CC BY 4.0 licence (<https://creativecommons.org/licenses/by/4.0/legalcode>).

As far as practicable, material for which the copyright is owned by a third party will be clearly labelled. The department has made all reasonable efforts to ensure that this material has been reproduced in this document with the full consent of the copyright owners.

Copyright requests and enquiries concerning usage not addressed by the CC BY 4.0 licence should be addressed to: comms@homeaffairs.gov.au at the Department of Home Affairs.

The terms of use for the Commonwealth Coat of Arms are available from the [It's an Honour](#) website.

Where a copyright owner, other than the Commonwealth, is identified with respect to this material, please contact that third party copyright owner directly to seek permission.



This workbook is designed to be used with the support of a teacher. It complements *VU23502 Give and respond to short simple spoken information* and is best used concurrently so language elements are recycled.

See the **Teacher Resources** for activities to support the work in this book.

To pre-teach vocabulary in each section, see the Word Lists at the back of the Teacher Resources.


Table of Contents

1.	Meet the students and teachers.....	3
2.	Meet two families.	4
3.	Workbook instructions	5
4.	Some information about me	7
5.	The park	12
6.	A picnic in the park.....	18
7.	A place to rent	22
8.	Sale at the Op Shop.....	30
9.	An invitation	32
10.	The beach	34
11.	A quick and easy meal	42

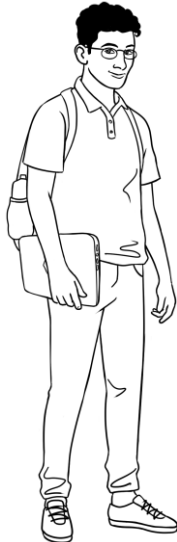
1. Meet the students and teachers



At the AMEP Centre



Amina



Ahmad

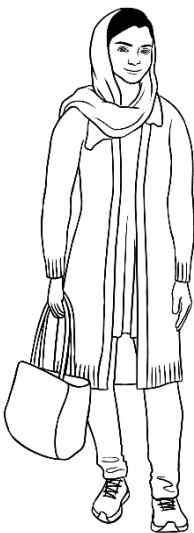


Basam



Peter

At the Learning Centre



Parwana



Linh



Ko




Wendy

2. Meet two families.



Listen, repeat, clap family members – daughter, son, husband etc. NB – Amina is Parwana's mother.

Parwana's family



me Parwana	daughter Bibi	son Mustafa	husband Jomeh	mother Amina	father Nabi	brother Rahim
----------------------	-------------------------	-----------------------	-------------------------	------------------------	-----------------------	-------------------------

Ko's family



me Ko	wife Zani	daughter San	son-in-law Theirn	grandson Yaza
-----------------	---------------------	------------------------	-----------------------------	-------------------------



mother	father	daughter	son
<u>mother</u>	_____	_____	_____
wife	husband	sister	brother
_____	_____	_____	_____

3. Workbook instructions

①



PPT – Workbook instructions



1. listen



2. say

Listen, repeat, clap, mime each instruction for students to imitate.



3. read



4. write



5. ask questions



6. * work with a partner

* **Work with a partner**
= speak or read aloud in pairs



7. copy



8. circle



9. tick



10. highlight



11. check your work



12. ask for help

②

Do you understand?

Yes, I understand.



No, I **don't** understand.

Can you say it again please?



Are you OK?

Could you speak slowly please?

don't = do not

No. Can you help me please?

Could you check my work?





Capital letters



Write the capitals under the small letters.

A	B	C	D	E	F	G	H	I	J	K	L	M
N	O	P	Q	R	S	T	U	V	W	X	Y	Z

a	b	c	d	e	f	g	h	i	j	k	l	m
n	o	p	q	r	s	t	u	v	w	x	y	z

② **Common nouns** are general names.

Proper nouns are specific names and start with a CAPITAL letter.



Write the number of each common noun next to the proper noun.

Common nouns	
1.	a man ✓
2.	a woman
3.	a street
4.	a suburb
5.	a country
6.	a park
7.	a day
8.	a month

Proper nouns		
a.	Australia	
b.	Sunday	
c.	Basam	1
d.	Kellivale	
e.	Linh	
f.	Kellivale Park	
g.	Kemp Street	
h.	November	

4. Some information about me



Section focus: Writing and joining sentences; introducing paragraphs.

Some information about me

My name is Peter.

I come from Greece.

I came to Australia 30 years ago.

I am married. I have three children.

I live in Bramby, 10 kilometres from Kellivale.

In my free time, I like working in the garden.

I don't like cleaning.

Here's some information about me.



Amina



My name is Amina.
 I come from Afghanistan.
 I came to Australia in 2023.
 I am married. I have two grandchildren.
 I live in Kellivale with my family.
 In my free time, I like cooking.
 I don't like shopping.

Ahmad



My name is Ahmad.
 I come from Syria.
 I came to Australia two years ago.
 I am not married.
 I **look after** my brother and sister.
 In my free time, I like playing video games.
 I don't like gardening.

After reading about Peter, Amina and Ahmad, follow the sentence pattern and write some information about yourself on the board.

look after = take care of



Students read the sentences to their partner.

Information	True	False
1. I come from Syria.		
2. I live with my family.		
3. I came to Australia three years ago.		
4. I am not married.		



① **Join two sentences with *and*.**

Explain: ***and*** adds information.

Sentence 1
Sentence 2
Join the sentences.

My name is Peter.

I come from Greece.



My name is Peter **and** I come from Greece.

Sentence 1
Sentence 2
Join the sentences.

My name is Basam.

I come from Iraq.





② **Join two sentences with *and*.**

a. My name is Ahmad _____ I come from Syria.

b. My name is Amina _____ I come from Afghanistan.



③ **Join two sentences about *you*.**

Sentence 1
Sentence 2
Join the sentences.

My name is _____.

I come from _____.



④ When joining sentences with ***and***, and the subject is the same in both sentences, the subject can be left out in the second sentence. This also applies when the two verbs are the same. Read the sentences with both subjects, and then without the second subject.

a. I am married **and** I have three children.
I am married **and** have three children .

b. I am married **and** I have two grandchildren.
I am married **and** have two grandchildren.




Join two sentences with but.

Explain: **but** links contrasting or unexpected information.
NB: Add a comma before **but**.
 The pause created by a comma emphasises the information change that follows.

Sentence 1
 Sentence 2
Join the sentences.


I am not married.
 I have a girlfriend.



I am not married, but I have a girlfriend.


Sentence 1
 Sentence 2
Join the sentences.

I am not married.
 I look after my brother and sister.




Sentence 1
 Sentence 2
Join the sentences.

In my free time I like fishing.
 I don't like cooking.



Sentence 1
 Sentence 2
Join the sentences.

In my free time I like cooking.
 I don't like shopping.




Join two sentences about **you**.

Sentence 1
 Sentence 2
Join the sentences.

In my free time I like _____.

I don't like _____.



Basam wants to write some information about himself for his classmates.

This is my writing plan.

First / given name
Country of origin
Date of arrival
Marital status
Children
Where do you live?
Likes
Dislikes

My name is Basam.

I come from Iraq.

I came to Australia last year.

I am not married. I have a girlfriend.

0

I live in Kellivale with my sister.

In my free time I like fishing.

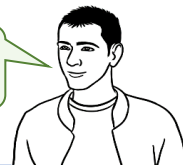
I don't like cooking.



②

Here's my information in a **paragraph**.

a **paragraph** = two or more sentences about one topic.



My name is Basam **and** I come from Iraq. I came to Australia last year. I am not married, **but** I have a girlfriend. I live in Kellivale with my sister. In my free time I like fishing, **but** I don't like cooking.

③



Write the missing verbs.

My name _____ Basam **and** I _____ from Iraq. I _____ to Australia last year. I _____ not married, **but** I _____ a girlfriend. I _____ in Kellivale with my sister. In my free time I _____ fishing, **but** I _____ _____ cooking.

④



①



Write some information about yourself for your classmates. First, write a plan.



First / given name	<i>My name is</i> _____.
Country of origin	<i>I come from</i> _____.
Date of arrival	<i>I came to Australia</i> _____.
Marital status	<i>I am</i> _____.
Children	<i>I have</i> _____ <i>children.</i>
Where do you live?	<i>I live in</i> _____.
Likes	<i>In my free time I like</i> _____.
Dislikes	<i>I don't like</i> _____.

②

Write your information in a paragraph and join some sentences.



Students need to continue writing to the end of the line, and not start a new line with each sentence.

③



④



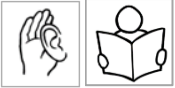
Can you check my work please?

⑤

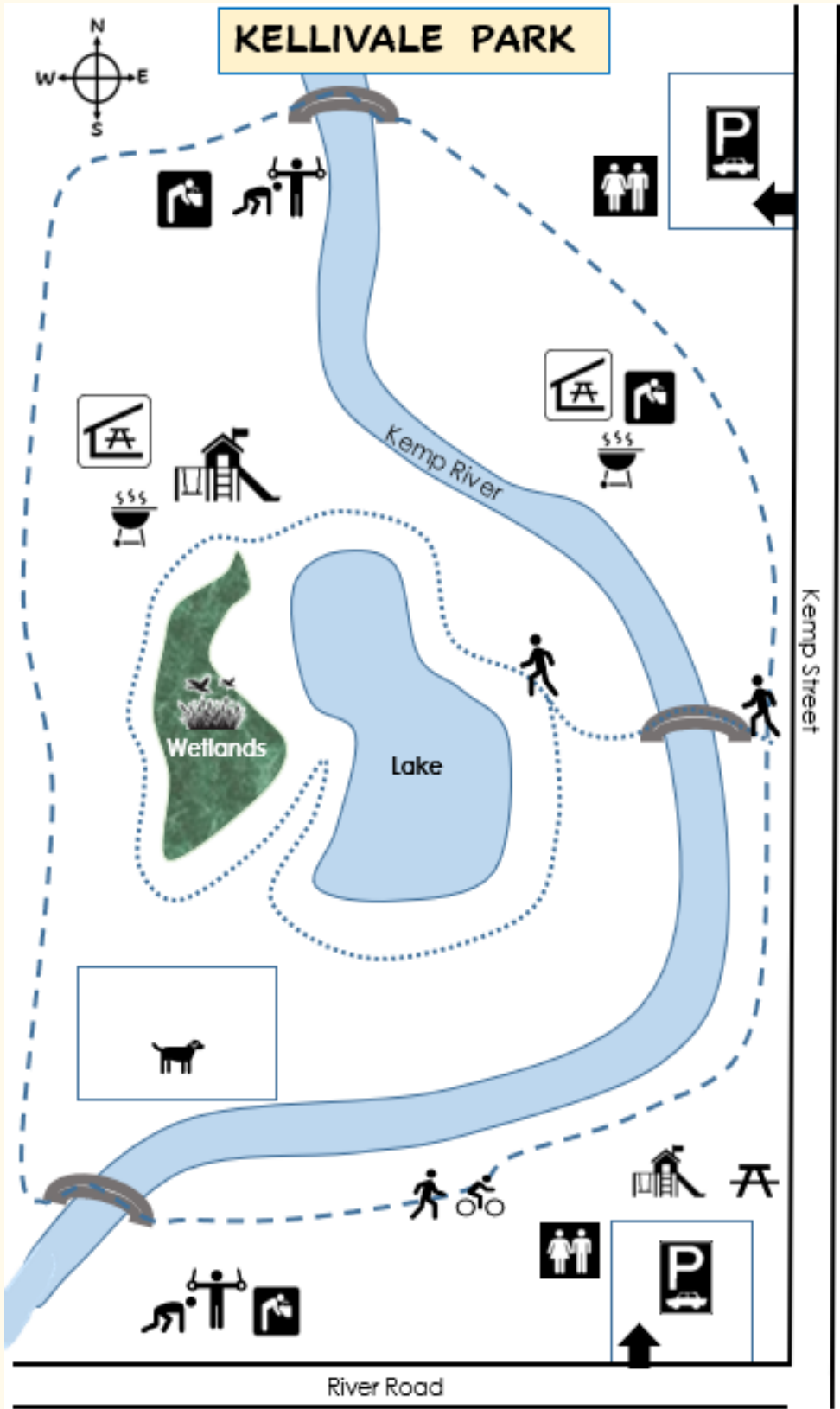


Students read their paragraph to their partner and/or a small group.

5. The park



Ask students to locate things on the map. Start with landmarks such as the lake and river, then amenities such as the toilets, barbecues etc. Use points of the compass to locate areas of the park, in the north, in the south etc.



KEY

- Toilets
- Playground
- Exercise station
- Walking track
- Walking & bike track
- Picnic spot
- Picnic shelter
- BBQ
- Dog park
- Drinking tap

www.kellivalecouncil.com.au



Write the number of each icon next to its meaning.

Icons		Meanings	
1.		a. Exercise station	
2.		b. Picnic spot	
3.		c. Walking track	
4.		d. Dog park	
5.		e. Toilets	
6.		f. Picnic shelter	
7.		g. Drinking tap	
8.		h. Entry	1
9.		i. Walking and bike track	
10.		j. Car park	
11.		k. Playground	
12.		l. BBQ	

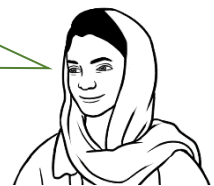
track = path

shelter = place with a roof



What do you like in the park Parwana?

I like the walking track and the playground.



What do **you** like in **your** local park?

Students circle the icons above which represent what they like in their local park. Students could also ask questions such as *Where is your local park? Is it close to your home? etc*



I want to take my family for a picnic in the park. I'll find some information on the council website.



Ko types _____ in the **Search** box.

Kellivale Park

The Kellivale Park is next to Kemp Street and close to the centre of town. This large park has four kilometres of tracks for bikes and walkers. There are many beautiful old trees, two large picnic shelters and many picnic spots.

Walk, run or ride your bike beside the river and under the shady trees. Have a picnic or a BBQ near the lake. Children will enjoy the two new playgrounds.

- A snapshot of the park**
- Shady trees
 - Drinking taps
 - BBQs
 - Picnic tables
 - Lake and wetlands
 - Playgrounds
 - Exercise stations
 - Dog park
 - Toilets

Remember:

- Please do not feed the ducks.
- No BBQs on **Fire Ban days***.
- Keep our park clean.
- Keep dogs on a lead.
- Clean up after your dog.



Take a tour of the park.



*** Fire Ban days** - Very hot and windy days. There can be **no** fires outdoors on these days.



a. This website page gives some information about:

Kellivale shops Kellivale Park Park opening hours.

b. What can you find in the park?

a lake a pool toilets picnic tables
 a café BBQs ducks drinking water taps



What's important to remember?

- a. Do not feed _____.
- b. Keep our park _____.
- c. No _____ on *Fire Ban* days.
- d. Keep _____ on a lead.
- e. _____ after your dog.

BBQs
 dogs
 the ducks
 Clean up
 clean



How many?

- a. There are _____ kilometres of tracks for bikes and walkers.
- b. There are _____ large picnic shelters.
- c. There are _____ new playgrounds.

④

old
 quiet
 shady
 beautiful
 large

not noisy
 not young
 not small
 not sunny
 lovely



Highlight the adjectives in the text.



Focus - Countable nouns, singular and plural

Nouns

Singular
one



There is **one** tree.



Plural
more than one

There are **two** trees.



How many?

Numbers 10+ can be written as numerals, but numbers 1 – 9 should be written in their word form.

1 one **2** two **3** three **4** four **5** five

1 one

6 six **7** seven **8** eight **9** nine



Project the map of the Kellivale Park or ask students to turn back to the map on page 12 and check if the following information is true or false.

Kellivale Park	<i>True</i>	<i>False</i>
a. There is one dog park.		
b. There are three BBQs.		
c. There are two playgrounds.		
d. There are five parking places.		
e. There are four picnic shelters.		

Use correctional stress to correct the false statements.
e.g. There are **two** BBQs.
There are **two** picnic shelters.



Different plurals

 a child	 children	 a man	 men	 a woman	 women
a child					

①



Find examples of small and large objects in the room.

Adjectives



a **small** tree. a **large** tree.

large = big

②



Write an adjective for each noun. Some adjectives can be repeated. See the Teacher Resources page 33 for a follow-up game adding adjectives to nouns.

large	big	small	tiny	old	new	beautiful
quiet	noisy	clean	dirty	muddy	shady	friendly

Note: use of **an** in front of **old**.

an <u>old</u> tree	a _____ lake
a _____ park	a _____ playground
a _____ BBQ	a _____ dog
a _____ bike	a _____ duck
a _____ river	a _____ track
a _____ child	a _____ picnic shelter

③



Parwana uses some **adjectives**.



Dictate the adjectives in red. These are not in the student workbook.

- There is a large **park** close to my house.
- There is a new **playground** too. **too** = also
- There is a shady **walking track** in the park.
- There are many old **trees** too.
- There are some friendly **dogs** on leads in the park.

④




In their notebooks, students could write some sentences with adjectives about a park near their home.

6. A picnic in the park



Write the numbers in the boxes to match the words in the table and then copy the words. Write any new words into notebooks.



4	hill		basket		duck		water bottle
	hill						
	rug		hat		tree		sunscreen
	grass		shade		lake		wheelchair

②



How many?

Write the numbers in words.
Note uncountable nouns above – grass, shade

one person / two **people**

_____	basket	_____	rug	_____	ducks
_____	hats	_____	trees	_____	baby
_____	people	_____	men	_____	women

Focus – Prepositions
See Teacher Resources for another park picture to repeat the exercises on prepositions.

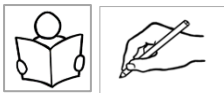
Ko's family have a picnic.



①  **Where?**

- a. Ko's family are in the park.
- b. They are _____ a rug _____ a tree.
- c. They are _____ the shade _____ the lake.
- d. The ducks are _____ the lake.
- e. The water bottle is _____ the basket.
- f. The picnic basket is _____ the rug.
- g. The sunscreen is _____ the basket.

in ✓
in
in
under
on
on
next to
next to
next to

② 

- a. Where are Ko's family? in the park
- b. Where are the ducks? _____
- c. Where is the water bottle? _____
- d. Where is the basket? _____
- e. Where is the sunscreen? _____

next to the rug
next to the basket
on the lake
in the park ✓
in the basket

③ 

Students ask their partner the questions above.

④ 

Where are **you** now?

I am _____.

In three hours, I am usually _____.

In ten hours, I am usually _____.

in class
in the library
in the car
in bed
on the bus
on the train
at home



Present Simple
Verb to be

Subject	Verb	Where
I	am	in class. in the library.
He, She, It	is	in the park. in the car.
You, We, They	are	on the bus. on the train. at home.



a. are Ko's family in the park.

Ko's family are in the park.

b. are They under a tree. on a rug

c. are They next to the lake. in the shade

d. are on the lake. The ducks

e. is The water bottle in the basket.

f. is The picnic basket next to the rug.





Signs in the park

a. You **should do** this.



b. You **must do** this or you will pay fine.



BBQs = barbecues



should

must

- a. You should not _____ in the lake.
- b. You _____ your dog on a lead.
- c. You _____ not _____ a BBQ on a fire ban day.
- d. You _____ left on the tracks.
- e. You _____ not _____ the ducks.
- f. You _____ the park clean.
- g. You _____ after your dog.

keep
keep
keep
swim
clean up
light
feed

③



7. A place to rent



landlord = the owner

place = home

My **landlord** is selling my house.


Oh no. What will you do?

I have to find a **place** to rent. There are many things to do.


First, where do I want to live?




Second, what do I want?




Third, I read some ads and **go** to some inspections.




Then, I apply for a place.



Next, I read and **sign** the contract.



Finally, I pay the bond and two weeks rent.




- a. **First**, where do I want to live?

- b. **Second**, what do I want?




The numbers in **red** on the table below are not in the student version of the workbook. The teacher reads out what Linh wants and what Parwana has. Students then fill in details about what they have in their home.






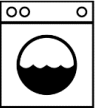






I want to live in Kellivale.

I'm not sure.



Do you want a house or a unit?

			Linh wants	Parwana has	You have
1.		a house or a unit	not sure	a house	
2.		bedrooms	2	4	
3.		bathroom	1	2	
4.		bath	1	1	
5.		separate toilet	1	1	
6.		separate laundry	1	1	
7.		living room	1	2	
8.		garage	1	1	
9.		parking space	0	1	
10.		garden	1	1	




I read some **ads** and looked at two places yesterday.

ads = advertisements






That's good. Can you show me the ads?



House to rent




56 View St, Kellivale NSW




2  1   1  1 

\$480 per week
Bond \$1,920
 Small garden and deck
 Close to the shops.
Inspection 16 March, 4pm
Available now

Unit to rent



1/62 Laura St, Kellivale NSW

1  1  1 







\$420 per week
Bond \$1,680
 Small balcony
 Close to the park
Inspection 9 March, 11:30am
Available on 31 March



bond = usually 4 weeks rent
 The real estate agent keeps the bond money until you move out.

available = ready to move in

inspection = check

bedroom 	bathroom 	separate toilet 
_____	_____	_____
bath 	garage 	parking space 
_____	_____	_____

①



a.	The ads are for	a _____ to rent.	a _____ to rent.
b.	The street is	_____ Street.	_____ Street.
c.	The rent per week is	\$ _____.	\$ _____.
d.	The bond is	\$ _____.	\$ _____.
e.	It is close to	the _____.	the _____.
f.	The inspection is	on _____.	on _____.

②



I like the house best. I really like the back deck and garden.

a deck



- a.** Does the house have two bedrooms? Yes No
- b.** Does it have a separate toilet? Yes No
- c.** Does it have a garage? Yes No
- d.** Does it have a garden? Yes No

③



What about **you**?



a.	How many bedrooms do you have?		
b.	How many bathrooms do you have?		
c.	Do you have a separate toilet?	Yes	No
d.	Do you have a garage?	Yes	No
e.	Do you have a garden?	Yes	No
f.	Do you have a deck?	Yes	No



Here's some information about my new **home**.



a house



a home



Add some **adjectives**.

1. I now live in an old house close to the shops.
2. It has two _____ bedrooms.
3. It has one _____ bathroom.
4. It has a _____ living room.
5. It has a _____ kitchen. It has a _____ laundry.
6. It has a _____ garage.
7. It has a _____ garden.
8. It has a _____ back deck. It doesn't have a front deck.

Adjectives can be used more than once.
Note: Use **an** in front of **old**.

- old
- new
- large
- big
- small
- tiny
- beautiful
- great
- sunny
- separate

②

Join some sentences.

Note: When joining sentences, leave out the subject and verb in the second sentence if they are the same as in the first.

Sentence 1	It has two small bedrooms.
Sentence 2	It has a new bathroom.
Join the sentences.	It has two small bedrooms and it has a new bathroom.

Sentence 1	It has a sunny back deck.
Sentence 2	It doesn't have a front deck.
Join the sentences.	It has a sunny back deck, but it doesn't have a front deck.

③

Add the **adjectives** in the **paragraph**.

I now live in an _____ house close to the shops.
It has two _____ bedrooms **and** a _____ bathroom.
It has a _____ living room. It has a _____ kitchen **and** a _____ laundry. It has a _____ garage **and** a _____ garden. It has a _____ back deck, **but** doesn't have a front deck.

①



Write some sentences about **your home**.
Add **adjectives**.



		Adjective	Noun
1.	I live in a		house / unit
2.	It has		bedrooms.
3.	It has		bathrooms.
4.	It has a		living room.
5.	It has a		kitchen.
6.	It has a		laundry.
7.	It has a It doesn't have a		garage.
8.	It has a It doesn't have a		garden.
9.	It has a It doesn't have a		back deck.

②



Write about your home for your teacher.
Join some sentences in a **paragraph**.



③



④



Can you check my work please?

⑤






We need a bigger place because my family is getting bigger. I want to look at this house.



solar = sun

primary = first

House to rent



69 Laura Street, Kellivale NSW

3 1 1 1 1

\$420 per week
Bond \$1,680

Large garden, **solar** power
Close to the **primary** school
Inspection 31 March, 1:00pm
Available 30 April.
Call: Megan 0466 325 692



- a. Ko needs a bigger place because his family is getting _____.
- b. How much is the rent per week? _____
- c. How much is the bond? _____
- d. When can Ko look at the house? _____
- e. When is the house available? _____
- f. Who can he call about the house? _____

④ What do these words mean?

primary	available	inspection	solar	large
ready	first	big	check	sun

8. Sale at the Op Shop



I can buy some things for my new home at the sale.

op shop = sells used things


Recycle = use again

RECYCLE OP SHOP



Sale 50% off everything!

Homewares



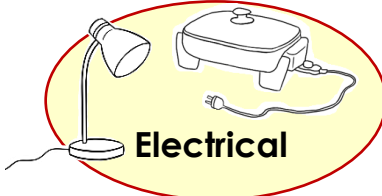
Kitchenware



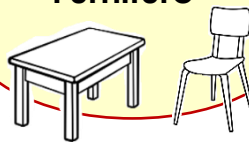
Towels and Bedding



Electrical



Furniture



Books




Clothing



Footwear



Toys



Come and find a bargain!

Opening hours: 9am – 5pm, Tuesday - Sunday

Volunteers needed: Speak to our manager

Address: 75 River Road, Kellivale

Phone: [02] 6467 3232

volunteers = work for free

bargain = something cheap



a. This is an advertisement for

- a shoe shop sale. an OP Shop sale. a toy shop sale.

b. What can you buy?

- books chairs vegetables toys
 rugs bread shoes towels

c. Everything is

- 20% off. 40% off. 50% off.



- a. The opening hours are ____ am - ____ pm, Tuesday - ____.
 b. The address is 75 _____ Kellivale.
 c. The phone number is [02] _____.



recycle
 op shop
 50%
 bargain
 volunteers

something cheap
 work for free
 use again
 sells used things
 half



Highlight the words in the advertisement.

9. An invitation

①



I want to invite my teacher and classmates to my new home for a **house-warming** party.



House-warming Party!

Dear teacher and classmates,

Come to a housewarming party at my new house!

When Sunday 4 June

Time 2 - 5 pm

Where 56 View Street, Kellivale

Bring Please bring a small plate of food to share.

RSVP Call Linh on 0567 322 184 before Wednesday

See you there!

RSVP = answer an invitation

house-warming = celebrate a new home

②



a. **Why** did Linh write an invitation?

She is having a _____.

b. **Who** did she invite? her _____ and _____

c. **When** is the party? on _____

d. **What time** does the party start? at _____

e. **What** does everyone need to bring? _____

f. **What** does everyone need to do before Wednesday? _____

①  Match the meanings.

- RSVP
- house-warming
- date
- address
- to share

56 View Street, Kellivale
 for everyone
 answer an invitation
 Sunday 4 June
 celebrate a new home

②   Write an invitation for a **morning tea**. 

The invitation could be for another class, students' family, friends, co-ordinators etc

a. **Why** will we write an invitation?

We are having a _____

b. **Who** will we invite? _____

An invitation

Dear _____,

Come to _____

When _____

Time _____

Where _____

Bring _____

RSVP _____ before _____

name

date



10. The beach



On Friday afternoon

Explain the additional dangers of sunburn at the beach with the sun's rays reflecting off the sea and the sand.

Where are you going this weekend Basam?

I'm going fishing at Rocky Beach.

Good luck fishing. Remember to be SunSmart.

Yes. It's easy to get burnt at the beach.



BE SUNSMART

1. SLIP 2. SLOP 3. SLAP 4. SEEK 5. SLIDE

Be SunSmart in Australia.
Check the **UV index** every day.
Your skin can burn when the UV index is 3 and over.



SLIP on SunSmart clothes.



SLOP on **SPF** 50 sunscreen every 2 to 4 hours.



SLAP on a hat and cover your face, neck and ears.



SEEK shade.



SLIDE on sunglasses.

After reading the SunSmart poster, ask students to turn back to page 18 and ask, 'Is Ko's family SunSmart?'

UV = Ultraviolet rays from the sun
index = level

SPF = Sun Protection Factor

- SPF 15 is **low** protection
- SPF 50 is **high** protection



① This information is about safety:

in the rain.

in the sun.

in the wind.

②

Match the meanings.



- a. UV rays
- b. index
- c. slop on
- d. slap on
- e. SPF
- f. seek
- g. slide on

- put on
- put on
- put on
- Sun Protection Factor
- ultraviolet rays
- level
- look for



- ③
- a. Slip on SunSmart clothes.
 - b. _____ SPF 50 sunscreen.
 - c. _____ a hat.
 - d. _____ shade.
 - e. _____ sunglasses.

- Slap on
- Seek
- Slip on ✓
- Slide on
- Slop on



Remember

Write the sentences in the correct order.

a. **Be** in Australia. SunSmart

b. **Check** every the UV Index day.

Check the current day's UV level on the data projector or phone.

⑤ What's the UV level now? The UV level now is _____ number.



It is ● low ● moderate ● high ● very high ● extreme.



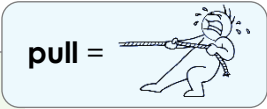
On Monday morning



Peter Did you catch any fish on the weekend Basam?



Basam No, but I saw a man knocked over by a wave and **pulled** out to sea.

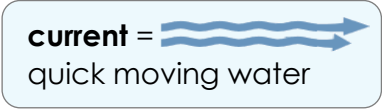


Peter Was he OK?

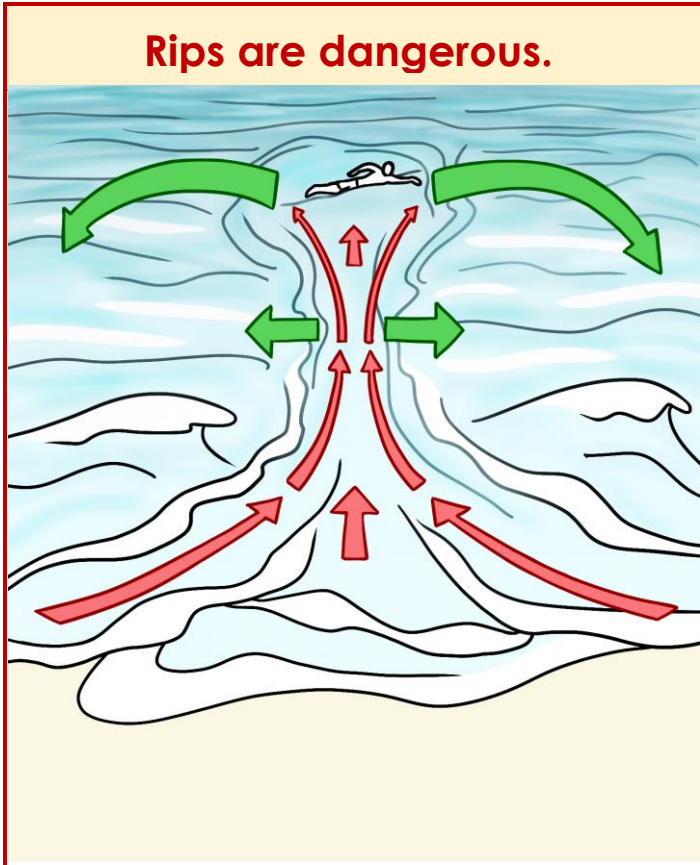
Basam Yes. Two lifesavers rescued him.

Peter Was he pulled out by a rip **current**?

Basam What's a rip?



②



Rips are dangerous.

→ Rip current
→ Way out of the rip

What is a rip?

- A rip is a strong narrow **current** that pulls out to sea.
- It can **pull** a person away from the beach very quickly.
- Rips can be difficult to see.
- Rips are the greatest danger on Australian beaches.

Remember always






① The information is about _____.


②

quickly	danger	are	Rips	difficult
the beach	current ✓	sea	can pull	Australian

- a. A rip is a strong current that pulls out to _____.
- b. A rip _____ a person away from _____.
- c. It can pull a person very _____.
- d. _____ can be _____ to see.
- e. They _____ the greatest _____ on _____ beaches.

③  Find words with an opposite meaning.

	← →
safe	<i>dangerous</i>
weak	
wide	
push	
slowly	
easy	

④  Copy in **CAPITAL** letters.



**STAY
BETWEEN
THE FLAGS**

Explain that most warning signs are in capital letters to make the message more urgent.

Remember always _____.

①



See the Teacher Resources for pre-teaching activities and a text with questions on volunteering at the Rocky Beach Surf Lifesaving Club. Students need to be aware of the important work surf life-saving clubs do to keep our beaches safe.

Look at this newspaper story Ahmad. There was a rescue at Rocky Beach on Sunday. I was there!

Really? What happened?

Read the story.

The Kellivale Weekly

26 November

Beach rescue

Last Sunday, lifesavers rescued a young man at Rocky Beach in NSW. The man was in ankle-deep water and suddenly a wave knocked him over. A strong rip current then pulled him out to sea.

The man didn't panic. He stayed calm and waved his arm. Two surf lifesavers saw him and quickly rescued him on a surfboard. He was safe, but he was very cold and exhausted.

BEACH WARNINGS

Always read the signs.





The newspaper story gives information about

- a beach swim. a beach rescue. Rocky Beach.



- a. Who did the lifesavers rescue? _____
- b. Where did it happen? *at* _____
- c. When did it happen? *last* _____
- d. What knocked the man over? _____
- e. What pulled him out to sea? _____



surfboard	calm ✓	saw	cold	arm
-----------	--------	-----	------	-----

- a. The man stayed calm and waved his _____ .
- b. Two lifesavers _____ him.
- c. They rescued him on a _____ .
- d. The man was very _____ and exhausted.



- a. rescued _____ saved
- b. ankle-deep _____
- c. knocked _____
- d. calm _____
- e. exhausted _____

shallow
pushed
very tired
saved ✓
quiet



Past Simple Verbs

Focus – Past Simple
 Use – Finished events/activities
 Regular and irregular forms

Regular verbs	
Present	Past
rescue	rescu ed
knock	knock ed
pull	pull ed
stay	stay ed
wave	wav ed
happen	happ en ed

Irregular verbs	
Present	Past
see	saw
have /has	had
go	went
catch	caught



Focus – Time markers used with present and past verbs
 Write a list of other time markers used with each tense.

Present

Every week, life savers **rescue** people at the beach.

Past

Last Sunday, life savers **rescued** a young man at the beach.

Write the verbs in the past. Select the correct verb and write the sentences in order.



knock ✓	wave	pull	see	rescue	stay
knocked					

a. _____

Suddenly a large wave knocked him over.

b. _____

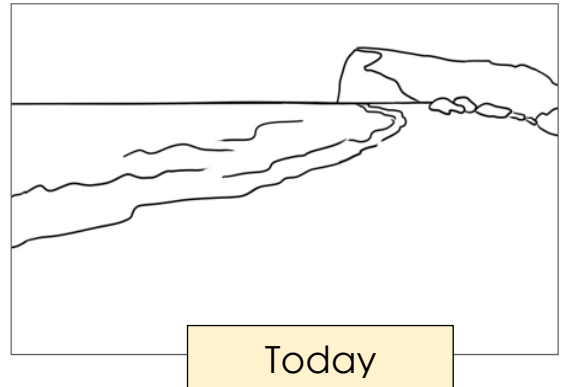
c. _____

d. _____



Verb to be		
Subject	Present	Past
I	am	was
He, She, It	is	
You, We, They	are	were

②



Past

a. There **were** some people at the beach **yesterday**.

Present

b. There **are** no people at the beach **today**.

③



a. Basam was at the beach **yesterday**.

He _____ in the library **today**.



b. Amina _____ in the library **yesterday**.

She _____ in class **today**.



c. We _____ at home **yesterday**.

We _____ in class **today**.



d. I _____ **yesterday**.

I _____ in class **today**.


11. A quick and easy meal



Ask students to write the meaning of *ingredients* in their language.



A few eggs make a quick and easy meal. I sometimes make an omelette and use these **ingredients**.



a few = about 3 or 4
ingredients = _____

	cheese eggs parsley tomatoes		salt pepper milk oil



I sometimes add mushrooms or spinach.



add mushrooms I sometimes spinach. or



The ingredients

eggs, _____



Students tick the ingredients in three egg recipes - Wendy's, yours & their own.







Does your family like eggs Parwana?

Yes. They love eggs.



What ingredients do you use in your favourite egg recipe?

Ingredients	Parwana	Wendy	Your teacher	Me
1.  eggs	✓			
2.  potatoes	✓			
3.  tomatoes	✓			
4.  onions	✓			
5.  cheese				
6.  mushrooms				
7.  spinach				
8.  parsley	✓			
9.  milk				
10.  oil	✓			
11.  salt	✓			
12.  pepper	✓			
13.  water				
14.				















Note the plural of **tomatoes** and **potatoes**.

① **Countable nouns**

You can count these things – 1, 2, 3...



 an egg <i>an egg</i>	 two eggs	 an onion	 two onions
 a mushroom	 four mushrooms	 a bowl	 two bowls
 a potato	 three potatoes	 a tomato	 four tomatoes

② **Uncountable nouns**

You **can't** count these things.



 spinach <i>spinach</i>	 cheese	 parsley	 milk
 oil	 water	 salt	 pepper



Cooking verbs

 chop chop	 heat	 fry	 add
 cover and cook	 break eggs	 cover and cook	 add

②

 break eggs break eggs	 add	 beat	 grate
 add	 pour	 cook gently	 fold



Focus –definite and indefinite articles.
Use the definite article for the second mention of bowl.

3 eggs

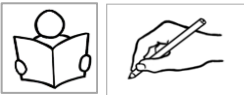
milk

a. Break **the** eggs into **a** bowl.



b. Add **the** milk to **the** bowl.

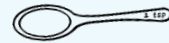




Explain that articles are usually left out in recipes to make the instructions shorter. The articles have been retained here to reinforce their normal usage.

a teaspoon = tsp

a small spoon



This is my favourite egg recipe.

a tablespoon = tbsp


a large spoon





Parwana's recipe


- 4 eggs
- 2 potatoes
- 2 tomatoes
- 1 onion


- 3 tbsp oil
- 1 tbsp parsley
- ½ tsp pepper
- ½ tsp salt



1. **Chop** the potatoes, _____,  tomatoes and parsley.

2. **Heat** the _____. 

3. **Fry** the onion and _____  gently until soft.

4. **Add** the _____. 

5. **Cover** and **cook** gently for 7 minutes.

6. **Break** the _____  on top of the vegetables.

7. **Cover** and **cook** gently for 5 minutes.

8. **Add** the salt, _____  and _____. 



The instructions

See the Teacher Resources for the instruction strips for cutting up and sequencing.

1. Chop the potatoes, onion, tomatoes and parsley.
2. _____ the oil.
3. _____ the onion and potato gently until soft.
4. _____ the tomatoes.
5. _____ and _____ gently for 7 minutes.
6. _____ the eggs on top of the vegetables.
7. _____ and _____ gently for 5 minutes.
8. _____ the salt, pepper and parsley.

- Add
- Add
- Break
- Chop ✓
- cook
- cook
- Cover
- Cover
- Fry
- Heat



Write the sentences in the correct order.

1. [and parsley.] [**Chop**] [tomato] [the potato, onion,]

_____ .

2. [the oil.] [**Heat**]

_____ .

3. [the onion] [and] [**Fry**] [until soft.] [potato]

_____ .

4. [the tomatoes.] [**Add**]

_____ .

5. [and] [**Cover**] [for 7 minutes.] [**cook**]

_____ .



This is my favourite egg recipe.

Wendy's Omelette











Ingredients


- 3 eggs
- 1 tomato
- 1 tablespoon parsley
- 2 tablespoons cheese
- 2 tablespoons milk
- 1 tablespoon oil
- salt and pepper

Instructions

- Add
- Chop
- Break
- Grate
- Beat

- Add
- Pour
- Heat
- Fold
- Cook

1.  Break the eggs into a bowl.
2.  _____ the milk to the bowl.
3.  _____ the eggs and milk.
4.  _____ the tomato and parsley.
5.  _____ the cheese.
6.  _____ the tomato, parsley, cheese, salt and pepper.
7.  _____ the oil.
8.  _____ the egg mixture into the pan.
9.  _____ gently.
10.  _____ the omelette,



When talking about things **in general**, use the plural form of countable nouns.



I **sometimes** add mushrooms or spinach.



always	100%
usually	90%
sometimes	50%
never	0%

②



Wendy	My egg dish is different to yours. I always add cheese and parsley.
Parwana	I never add cheese.
Wendy	I sometimes add mushrooms or spinach.
Parwana	I never add mushrooms or spinach.
Wendy	I never add potatoes or onions.
Parwana	I always add potatoes and onions.
Wendy	Do you always add parsley?
Parwana	Oh. Usually .




③


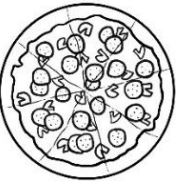



always usually sometimes never

- a. Wendy _____ adds cheese and _____.
- b. Parwana _____ adds _____ and onions.
- c. Wendy _____ adds mushrooms or _____.
- d. Parwana _____ adds parsley.
- e. Parwana _____ adds cheese.
- f. Wendy _____ adds potatoes or _____.



Favourite quick and easy meals

<p>1.</p> 	<p>I sometimes cook an omelette for dinner.</p>	
<p>2.</p> 	<p>I love noodles for lunch.</p>	
<p>3.</p> 	<p>I usually make a sandwich for lunch.</p>	
<p>4.</p> 	<p>I sometimes make a cheese pizza.</p>	
<p>5.</p> 	<p>We love this Afghani egg dish.</p>	
<p>6.</p> 	<p>I sometimes have two fried eggs on toast for breakfast.</p>	

Brainstorm ideas of quick and easy meals and write them on the board to support students' writing.



My favourite quick and easy meal is



What's your favourite quick and easy meal?

